CITY OF CLARKSTON

2017 BUDGET

JANUARY 1, 2017

MONIKA LAWRENCE, MAYOR

CITY OF CLARKSTON
2017 ANNUAL BUDGET
TABLE OF CONTENTS

	Page No.
SECTION 1	
City Officials	1
Organizational Chart	2
Budget Ordinance, Number 1578	3
Position Allocation List, Res. No. 2016-16	9
Property Tax Levy Rates and Assessment	15
SECTION 2	
Revenue & Expenditure Introduction and Charts	16
SECTION 3	
Revenues	26
SECTION 4	
Expenditures	70
Budget Totals	139
SECTION 5	
Glossary	144

MAYOR

MONIKA LAWRENCE

COUNCIL

TERRY BEADLES
JOHN MURRAY
SKATE PIERCE
MONIKA BEAUCHAMP
KELLY BLACKMON
BRIAN KOLSTAD
BELINDA CAMPBELL

MANAGEMENT STAFF

VICKIE STOREY, CLERK/TREASURER
JAMES MARTIN, PUBLIC WORKS DIRECTOR
JOEL HASTINGS, POLICE CHIEF
STEVE COOPER, FIRE CHIEF
TODD RICHARDSON, CITY ATTORNEY

CITY OF CLARKSTON - 2017

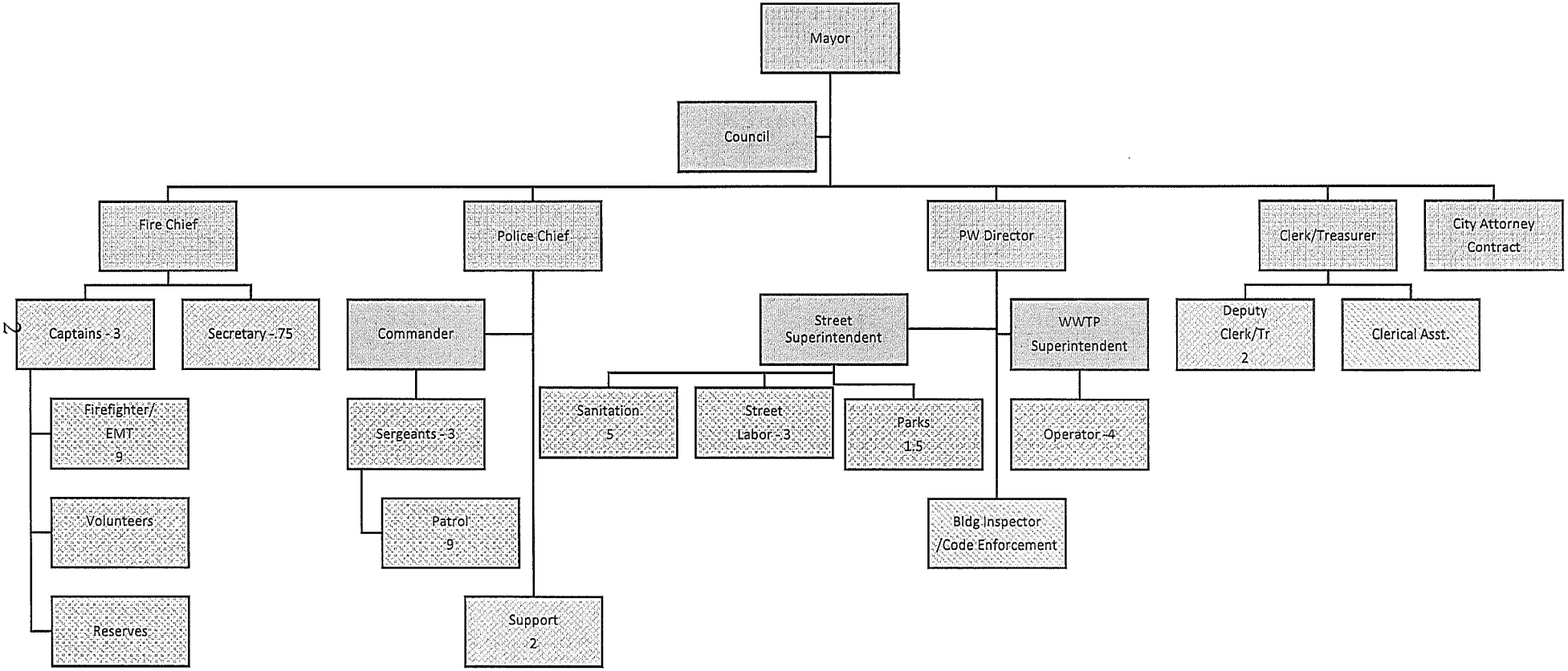

ORDINANCE NO. 1578

AN ORDINANCE OF THE CITY OF CLARKSTON, WASHINGTON, ADOPTING THE FINAL BUDGET OF THE CITY FOR THE FISCAL YEAR ENDING DECEMBER 31, 2017, AND APPROVING AN ORDINANCE SUMMARY FOR PUBLICATION.

WHEREAS, the Mayor of the City of Clarkston, Washington, completed and placed on file with the City Clerk a proposed budget and estimate of the amount the moneys required to meet the public expenses, bond retirement and interest, reserve funds, and expense of government of the City for the fiscal year ending December 31, 2017; and

WHEREAS, a notice ws published that the City Council would meet on November 28, 2016 at 7:00 p.m., in the council chambers of city hall for the purpose of making and adopting a budget for said fiscal year and giving taxpayers within the limits of the City an opportunity to be heard in a public hearing upon said budget; and

WHEREAS, the City Council did hold a public hearing at that time and place and did then consider the matter of the proposed budget for the fiscal year 2017; and

WHEREAS, the 2017 proposed budget does not exceed the lawful limit of taxation allowed by law to be levied on the property within the City of Clarkston for the purposes set forth in said budget, and the estimated expenditures set forth in said budget being all necessary to carry on the government of the City of Clarkston for the 2017 fiscal year and being sufficient to meet the various needs of the City of Clarkston during that period;

NOW, THEREFORE, the City Council of the City of Clarkston do ordain as follows:

Section 1. The budget for the City of Clarkston, Washington, for the year 2017 is hereby adopted at the fund level in its final form and content as set forth in the document entitled 2017 FINAL BUDGET, CITY OF CLARKSTON, copies of which are on file in the Office of the Clerk.

Section 2. Estimated resources, including fund balances or working capital for each separate fund of the City of Clarkston, and aggregate totals for all such funds combined, for the year 2017 are set forth in summary form on Exhibit A

(attached) and are hereby appropriated for expenditure at the fund level during the year 2017 as set forth on Exhibit A.

Section 3. The City Clerk is directed to transmit a certified copy of the budget hereby adopted to the Division of Municipal Corporations in the State Auditor's Office and the Association of Washington Cities.

Section 4. This ordinance shall be in force and take effect five (5) days after publication of the attached summary, which is hereby approved.

Dated this 27th day of December, 2016

Monika Lawrence

Monika Lawrence, Mayor

Authenticated:

Vickie Storey

Vickie Storey, City Clerk

SUMMARY OF ORDINANCE NO. 1578
OF THE CITY OF CLARKSTON, WASHINGTON

On December 27, 2016, the City Council of the City of Clarkston, Washington, approved Ordinance No. 1578, the main point of which may be summarized by its title as follows:

AN ORDINANCE OF THE CITY OF CLARKSTON, WASHINGTON, ADOPTING THE FINAL BUDGET OF THE CITY FOR THE FISCAL YEAR ENDING DECEMBER 31, 2017 AND APPROVING AN ORDINANCE SUMMARY FOR PUBLICATION.

The full text of this ordinance will be mailed upon request.

APPROVED by the City Council at their meeting of December 27, 2016.

Vickie Storey, City Clerk

Published: _____

2017 FINAL BUDGET
JANUARY 1, 2017

FUND	DESCRIPTION	BEG BAL	ACTUAL REVENUES	OTHER FINANCING SOURCES	ACTUAL EXPENDITURES	OTHER FINANCING USES	END BAL
001	CURRENT EXPENSE	$ 937,440	$ 3,622,200	$ 117,415	$ 3,932,687	$ 225,425	$ 518,943
004	CE RESERVE	$ 609,811	$ 1,000	$ 70,000	$ -	$ -	$ 680,811
006	EMP BENEFIT RESERVE	$ 111,046	$ 300	$ 50,000	$ -	$ -	$ 161,346
007	COMMUNITY PROJECTS	$ 38,660	$ 100	$ -	$ -	$ -	$ 38,760
010	NATIONAL NIGHT OUT	$ 3,122	$ 400	$ -	$ 900	$ -	$ 2,622
011	VICTIM'S RIGHTS	$ 42,923	$ 3,100	$ -	$ 23,000	$ -	$ 23,023
016	VEHICLE REPLCMENT	$ 255,073	$ 148,000	$ -	$ -	$ 108,830	$ 294,243
017	D A R E	$ 4,756	$ -	$ -	$ -	$ -	$ 4,756
037	CDBG	$ 7,540	$ -	$ -	$ -	$ 7,540	$ -
102	RESCUE ONE	$ 7,859	$ 1,300	$ -	$ 2,500	$ -	$ 6,659
103	STREET FUND	$ 166,047	$ 684,000	$ 7,540	$ 789,545	$ -	$ 68,042
104	TRANS BENEFIT DIST	$ -	$ 480,500	$ -	$ -	$ -	$ 858,054
105	STREET RESERVE	$ 46,777	$ 200	$ -	$ -	$ -	$ 46,977

2017 FINAL BUDGET
JANUARY 1, 2017

FUND	DESCRIPTION	BEG BAL	ACTUAL REVENUES	OTHER FINANCING SOURCES	ACTUAL EXPENDITURES	OTHER FINANCING USES	END BAL
108	DRUG ENFORCEMENT	$ 27,261	$ 2,150	$ -	$ 13,000	$ -	$ 16,411
120	EMS / AMBULANCE	$ 200,037	$ 1,068,800	$ 110,000	$ 1,257,205	$ 51,100	$ 70,532
121	EMS CAP RESERVE	$ 144,866	$ 400	$ -	$ -	$ 110,000	$ 35,266
130	LODGING TAX FUND	$ 563,969	$ 99,500	$ -	$ 88,750	$ -	$ 574,719
306	MUNICIPAL CAP IMPRV	$ 271,059	$ 65,800	$ -	$ -	$ -	$ 336,859
400	SEWER O&M	$ 725,531	$ 1,998,000	$ -	$ 1,308,495	$ 848,400	$ 566,636
401	SEWER EQUIP RSRV	$ 116,816	$ 450	$ 20,000	$ -	$ -	$ 137,266
402	SEWER LINE RESERVE	$ 523,599	$ 2,500	$ 20,000	$ -	$ -	$ 546,099
403	SEWER CAPITAL REPLC	$ 101,985	$ 300	$ 20,000	$ -	$ -	$ 122,285
404	SEWER RESERVE	$ 123,692	$ 600	$ -	$ -	$ -	$ 124,292
405	WWTP CONSTRUCTION	$ 280,744	$ 500	$ -	$ 213,000	$ -	$ 68,244
406	SEWER REVENUE BONI	$ 353,788	$ 3,000	$ 340,000	$ 338,620	$ -	$ 358,168

2017 FINAL BUDGET
JANUARY 1, 2017

FUND	DESCRIPTION	BEG BAL	ACTUAL REVENUES	OTHER FINANCING SOURCES	ACTUAL EXPENDITURES	OTHER FINANCING USES	END BAL
407	PWTF LOAN	$ 10,645	$ -	$ 365,000	$ 21,900	$ 349,750	$ 3,995
408	SRF LOAN	$ 86,967	$ 400	$ 82,700	$ 16,600	$ 66,210	$ 87,257
409	STORMWATER O & M	$ 49,452	$ 291,200	$ 60,000	$ 341,425	$ -	$ 59,227
410	SANITATION O&M	$ 73,893	$ 1,181,300	$ 41,000	$ 1,215,565	$ 60,000	$ 20,628
411	SAN. EQUIP RSRV	$ 21,366	$ 50	$ 20,000	$ -	$ -	$ 41,416
TOTALS		**$ 5,906,724**	**$ 9,656,050**	**$ 1,323,655**	**$ 9,563,192**	**$ 1,827,255**	**$ 5,873,536**

RESOLUTION NO. 2016-16

A RESOLUTION OF THE CITY OF CLARKSTON, WASHINGTON, ESTABLISHING THE 2017 POSITION ALLOCATION LIST.

THE CITY COUNCIL OF THE CITY OF CLARKSTON, WASHINGTON, HEREBY RESOLVES AS FOLLOWS:

Section 1. Position Allocation List Approved. The 2017 Position Allocation List as set forth on Exhibit A, which is attached hereto and incorporated herein by this reference as if set forth in full, is hereby approved.

Section 2. Effective Date. All allocations for the various positions indicated on the attached Exhibit A will become effective January 1, 2017.

DATED this 27th day of December, 2016.

Monika Lawrence

Monika Lawrence, Mayor

ATTEST:

Vickie Storey

Vickie Storey, City Clerk

EXHIBIT A
RESOLUTION NO. 2016-16
2017 POSITION ALLOCATION LIST

REPRESENTATION:
F - International Association of Fire Fighters - Local 2299
L - Street/Sanitation/Sewer/ Supervisory/Administrative - Local 1476-ACL-C
P - Clarkston Police Officers Guild
PS -Police Support

OTHER:
C - Contract
E - Elected
N - Non-Represented
T - Temporary
V – Volunteers
R – Reserves , Fire/Ambulance
(M) FLSA EXEMPTIONS:

CURRENT EXPENSE FUND

LEGISLATIVE

E	Councilmember
E	Councilmember
E	Councilmember
E	Councilmember
E	Councilmember
E	Councilmember
E	Councilmember
	E 7

EXECUTIVE

E	Mayor
	E 1

FINANCIAL AND RECORDS SERVICES

	(ALSO see Street, Sewer and Sanitation for all positions in this unit)
N (M)	City Clerk/Treasurer (25% Time)
L	Deputy Clerk/Treasurer (PR) (25% Time)
L	Deputy Clerk/Treasurer (Ut) (13% Time)
L	Finance Clerical Asst., (16% Time)
	*N .25 - L .54

LEGAL

C	City Attorney
	C 1.0

LAW ENFORCEMENT

N (M)	Police Chief
N	Commander
P	Senior Sergeant
P	Senior Sergeant
P	Jr./Senior Sergeant
P	Police Officer 1st, 2nd or 3rd Class - Investigator
P	Police Officer 1st, 2nd or 3rd Class
P	Police Officer 1st, 2nd or 3rd Class
P	Police Officer 1st, 2nd or 3rd Class
P	Police Officer 1st, 2nd or 3rd Class
P	Police Officer 1st, 2nd or 3rd Class
P	Police Officer 1st, 2nd or 3rd Class
P	Police Officer 1st, 2nd or 3rd Class – Narcotics
P	Police Officer 1st, 2nd or 3rd Class – School Resource Officer
PS	Records Clerk
PS	Support Services / Animal Control
V	Reserves/Volunteers
	*P 12.0 - PS 2.0 - N 2.0

FIRE CONTROL

N (M)	Fire Chief (70% Time)
F	Fire Captain
F	Fire Captain
F	Firefighter 1st, 2nd or 3rd Class
F	Firefighter 1st, 2nd or 3rd Class
F	Firefighter, 1st, 2nd or 3rd Class (not funded)
F	Firefighter, 1st, 2nd or 3rd Class (not funded)
L	Admin Asst., .75 FTE (75% Time)
V	Volunteer(s)
R	Reserves
	*N .7 - F 6.00 - L .56

HOUSING AND COMMUNITY DEVELOPMENT

N (M)	Public Works Director/Building Inspector (35% Time)
L	Building Inspector / Code Enforcement
	N .35 – L 1.0

PARKS

L	Park Caretaker (Parks, Streets, Sanitation Rover)
T	Seasonal Park Laborer
	L 1.0 – T .5

SUMMARY:

E - 8.00**
F - 6.00
L - 3.14
N - 3.30
P - 12.00
PS - 2.0
T - .5

CURRENT EXPENSE TOTAL ALLOCATED POSITIONS *26.94*

** Not included in totals.

AMBULANCE / EMS

N (M) Fire Chief (30% Time)
F Fire/EMS Captain
F EMT/Paramedic 1st, 2nd or 3rd Class
F EMT/Paramedic 1st, 2nd or 3rd Class
F EMT/Paramedic 1st, 2nd or 3rd Class
F EMT/Paramedic 1st, 2nd or 3rd Class
F EMT/Paramedic 1st, 2nd or 3rd Class
L Admin Asst., .75 FTE (25% Time)
R Reserves
V Volunteer(s)

*N .3 - F 6.00 - L .19

EMS TOTAL ALLOCATE POSITIONS *6.45*

STREET

Administrative Positions:

N (M) City Clerk/Treasurer (25% Time)
L Deputy Clerk/Treasurer (PR) (15% Time)
L Secretary (10% Time)

N (M) Public Works Director (17.5% Time)
L Superintendent - (70% Time)
L Equipment Operator
L Equipment Operator
L Equipment Operator
*N .425 - L 3.95

SUMMARY:

L - 3.95
N - .425

STREET TOTAL ALLOCATED POSITIONS *4.375

SANITATION

Administrative Positions:

N (M) City Clerk/Treasurer (25% Time)
N (M) Public Works Director (23.5% Time)
L Deputy Clerk/Treasurer (PR) (30% Time)
L Deputy Clerk/Treasurer (Ut) (35% Time)
L Finance Clerical Asst. (35% Time)

L Street Superintendent (30% Time)
L Driver
L Driver
L Driver
L Driver
L Driver - Yardwaste
T Seasonal (.5)
N .485 - L 6.30 – T 0.5

L - 6.30
N - .485
T - .5

SANITATION TOTAL ALLOCATED POSITIONS *7.285

SEWER

Administrative Positions:

~~N (M) City Clerk/Treasurer (25% Time)~~
N (M) Public Works Director (24% Time)
L Deputy Clerk/Treasurer (PR) (30% Time)
L Deputy Clerk/Treasurer (Ut) (35% Time)
L Finance Clerical Asst. (35% Time)

L Superintendent
L Sewer Plant Operator
L Sewer Plant Operator
L Sewer Plant Operator
L Sewer Plant Operator
*N .49 - L 5.83 *

L - 6.0
N - .49

SEWER TOTAL ALLOCATED POSITIONS *6.49*

STORMWATER

Administrative Positions:

L Deputy Clerk/Treasurer (Ut) (17%)
L Finance Clerical Asst. (14%)
* L .31 *

.31

SUMMARY ALL DEPARTMENTS:
TOTALS

E - 8.00**
F/EMS - 12.00
N - 5.00
L - 19.75
P - 12.00
PS - 2.0
T - 1.0

TOTAL ALLOCATED POSITIONS (** Not included in totals) *51.75

Elected: 8.00

Total: 59.75

Asotin County Assessor's Office
Assessor Jenny L. Estlund
P.O. Box 69
Asotin, Washington 99402
Phone (509) 243-2016 Fax (509) 243-2099

February 8, 2017

Clarkston City Clerk
829 5th Street
Clarkston WA 99403

The following are the Levy Rates, Assessed Values and the Tax Amounts to be collected for the City of Clarkston for the tax year 2017:

	Levy Rate	Assessed Value	Tax Amount
Regular Levy	2.221678308428	$448,759,839	$997,000
Excess Levy EMS	1.355719754347	$439,618,880	$596,000

I am enclosing herewith, a copy of the Department of Revenue Highest Lawful Levy Calculation Worksheet reflecting the calculations used to arrive at the above listed figures. These calculations were verified with the assistance of the Washington State Department of Revenue.

Sincerely,

Jenny L. Estlund

Jenny L. Estlund
Asotin County Assessor

CURRENT EXPENSE FUND

REVENUES

The Current Expense Fund, also known as the General Fund, supports the general governmental functions of the City. Those functions include Finance, Police, Fire, Legal, Building & Planning and Parks. Current Expense can also help support any other function of the City, including Utilities, although the reverse is not the case.

Current Expense revenues come from many sources, including: property taxes, business taxes, gambling taxes, licenses & permits, state entitlements such as liquor taxes, intergovernmental services, court revenue, grants and other miscellaneous revenue.

There should always be adequate carryover at the beginning of the year (Beginning Fund Balance) to operate until sufficient revenues roll in. a common recommended level of Fund Balance is three months of operating expenses, or about $1,050,000. The following chart shows the six-year trend for beginning balance. The beginning balance is showing a trend of steady declines each year, with the exception of 2015. 2015 beginning balance was significantly higher due to approximately $200,000 in budgeted dispatch costs that were not paid in 2014. The 2017 estimate is again on the decline, falling below the recommended level. The anticipated ending balance for 2017 is $519,000.

BEGINNING BALANCE - GENERAL FUND

YEAR	2012	2013	2014	2015	2016	2017
BEG BAL	$1,077,432	$884,588	$847,776	$1,234,042	$1,062,359	$937,440

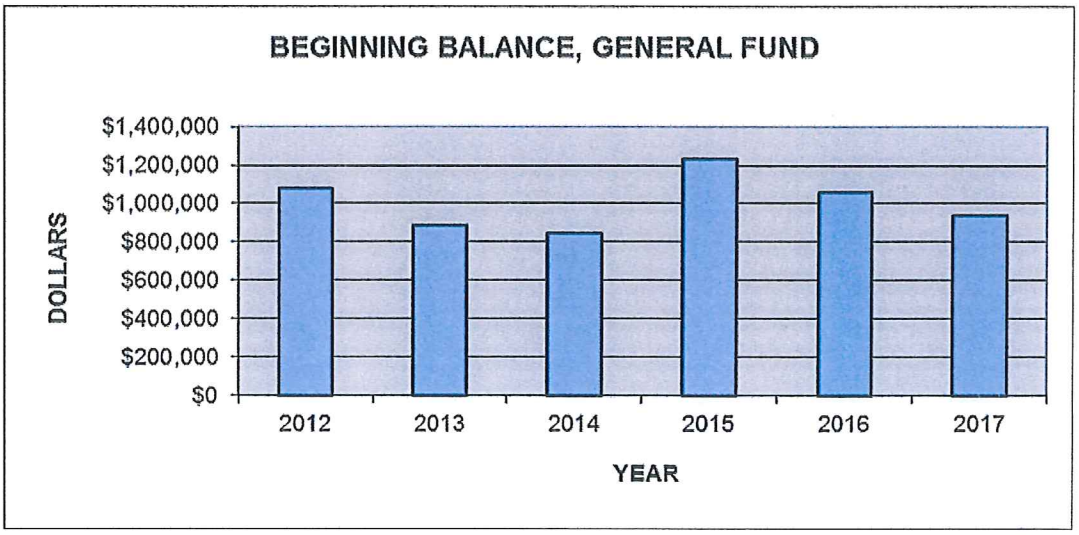

In the following chart you can see that our revenues exceeded our expenditures each year until 2015 when expenditures just exceeded revenues by about $50,000. However, 2017 anticipates that expenditures will outpace revenues by $141,000. While revenues usually come in higher

than anticipated and expenditures usually come in lower than budgeted by year end, it is still a troubling position to find ourselves in. The following chart chronicles that path.

COMPARISON OF REVENUES VS. EXPENDITURES WITHOUT CAPITAL OUTLAY

YEAR	2012	2013	2014	2015	2016	2017
REVENUE	$3,637,168	$3,668,458	$3,722,280	$3,655,590	$3,726,105	$ 3,622,200
EXPENDITURES	$3,500,510	$3,522,531	$3,324,991	$3,698,857	$3,573,890	$ 3,829,472

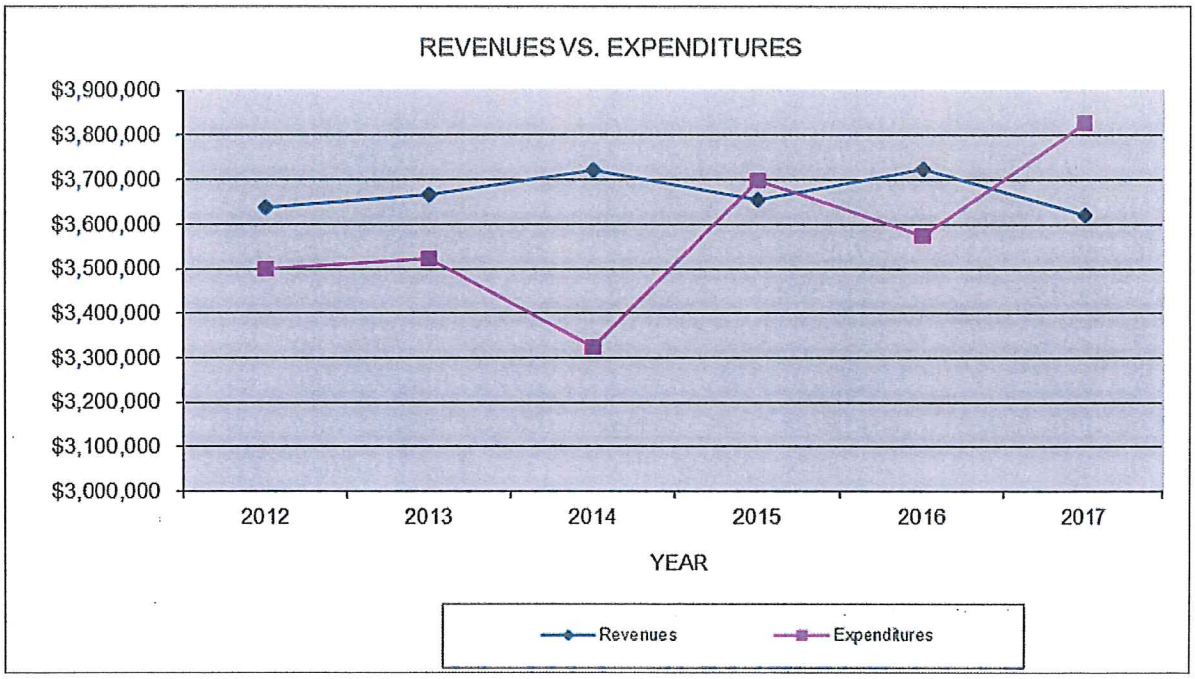

Property Taxes are a main source of revenue for cities. A city's ability to increase property taxes was restricted to one percent (1%) by the passage of Initiative 747 in 2002. Now, unless a city experiences significant new construction, property tax revenue grows very slowly. The following charts show total assessed valuations and property taxes for Clarkston. Assessed valuations have increased 14.5% over the 6-year time period shown. The taxes assessed have increased 14.8%, due to the City's decision to assess available banked capacity in 2017. Without the banked capacity the increase in taxes would have been 10.8%. The taxes are currently being split 50/50 between the Current Expense Fund and the Street. Council voted to impose the statutory 1% increase of approximately $9,700 and also to take all available banked capacity from previous years for $34,700. The levy per thousand dollars of property value is approximately $2.19.

PROPERTY TAX ASSESSMENTS
ASSESSED VALUATION

YEAR	2012	2013	2014	2015	2016	2017
ASSESSED VALUE	396,537,460	402,635,560	409,247,292	422,217,362	443,109,068	454,029,707
TAXES LEVIED	$ 868,059	$ 889,609	$ 902,792	$ 920,388	$ 937,502	$ 997,053

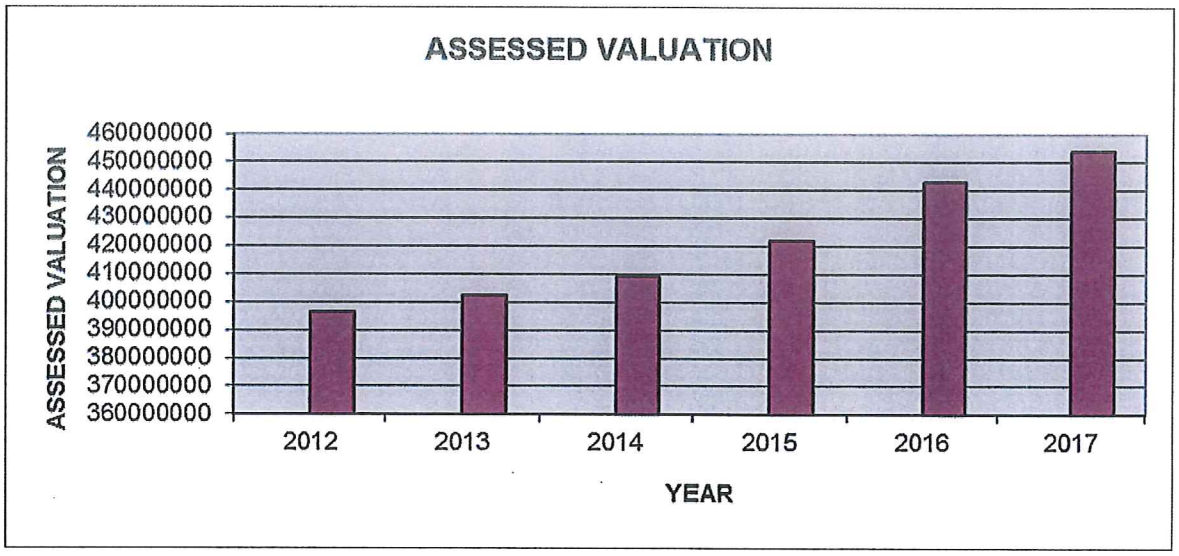

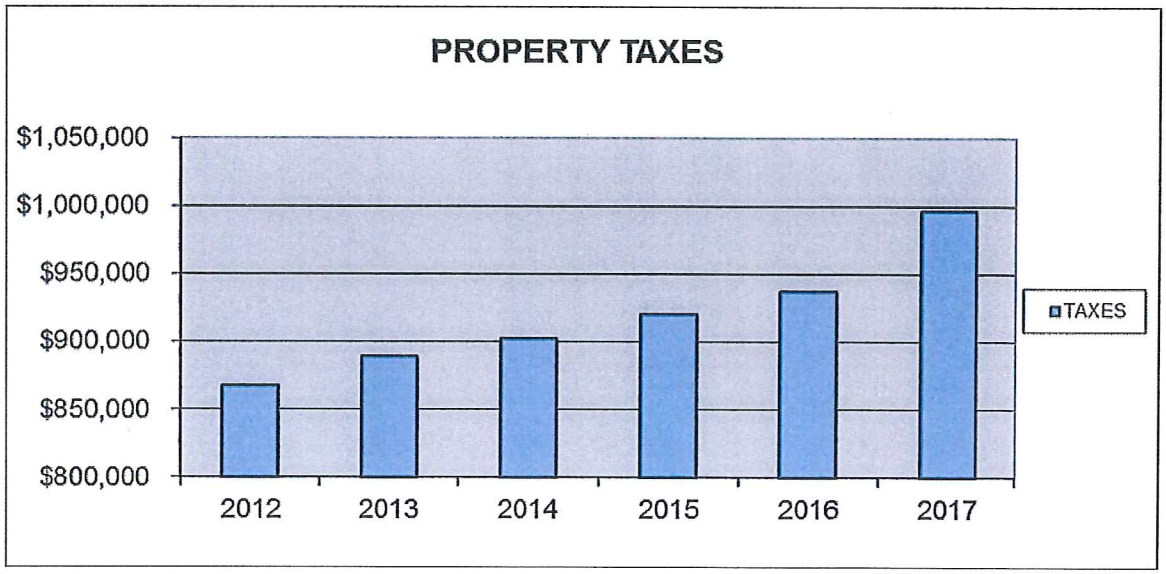

Sales Tax revenue now accounts for about 45% of the Current Expense Fund revenue. Sales tax has been steadily increasing over the past five years and while I planned conservatively for 2017 we will most likely see another increase.

SALES TAX

YEAR	2012	2013	2014	2015	2016	2017
SALE TAX	$ 1,493,035	$1,597,518	$1,618,855	$1,640,315	$1,738,307	$1,700,000

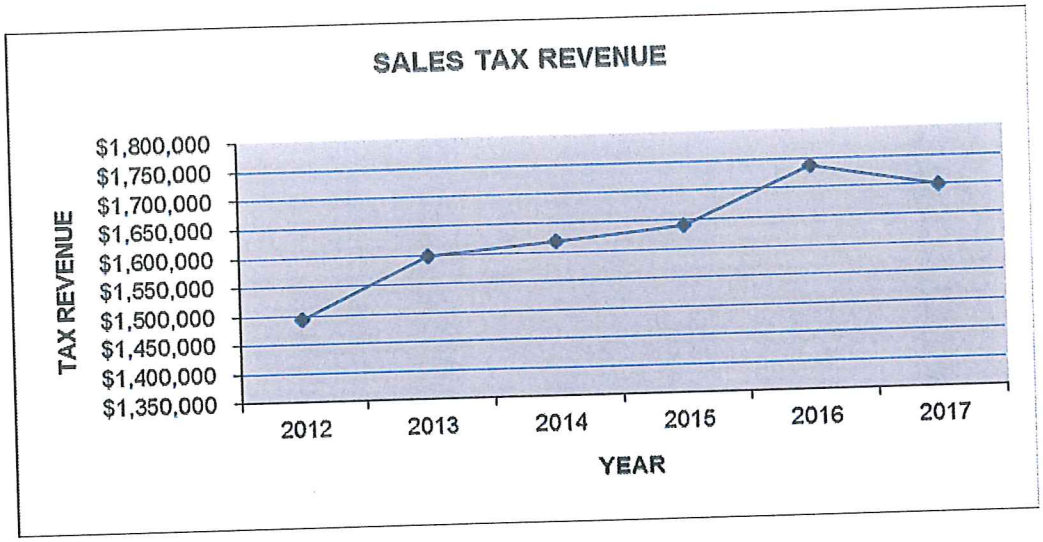

Other Tax Revenue includes business taxes, such as utility taxes on communications and other utilities, and gambling taxes. The anticipated decline for 2017 is due in part to council's decision to reduce card room taxes from 6% to 4%.

OTHER TAXES

YEAR	2012	2013	2014	2015	2016	2017
TAXES	$ 896,172	$ 837,690	$ 888,534	$ 883,958	$ 874,914	$ 828,000

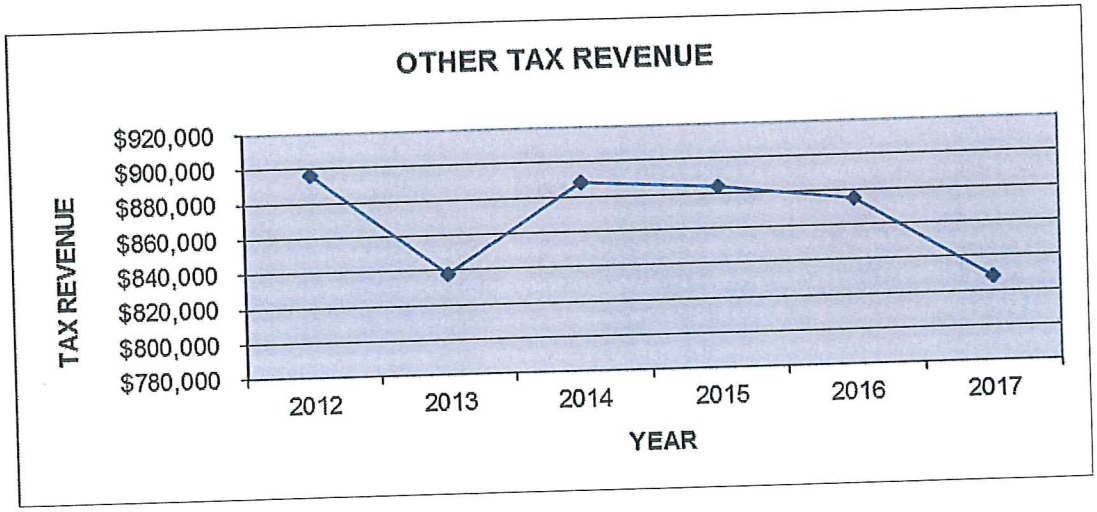

Licenses and Permits include building permits, business licenses, dog licenses and franchise fees for cable TV. Building permits are the most variable component in this category.

LICENSES & PERMITS

YEAR	2012	2013	2014	2015	2016	2017
REVENUE	$ 130,760	$ 131,031	$ 158,713	$ 139,035	$ 163,580	$ 133,000

State Entitlements include criminal justice funding and liquor taxes. The state enacted legislation to provide assistance for cities and counties (City-County Assistance) to help offset the lost revenue when vehicle license tabs were reduced several years ago. It is the intent of the legislature that this will be a permanent funding source; however it is funded with Real Estate Excise Taxes which will reflect whatever the current economy is doing. 2016 was a very good year and far exceeded expectations. The 2012/13 State budget included a permanent reduction of liquor taxes from the cities' portion and they took another portion for 2014.

Intergovernmental Service Revenues are derived from things like the contract with Clarkston School District for the school resource officer. Grants are also included in this chart. There has been a significant reduction in the reimbursement for the Drug Task Force officer. The 2016 included the grant for the new brush truck and the fire department exhaust system. There are no significant grants in the 2017 budget.

STATE ENTITLEMENTS & GRANTS

YEAR	2012	2013	2014	2015	2016	2017
REVENUE	$ 423,815	$ 514,006	$ 419,885	$ 317,880	$ 561,745	$ 278,900

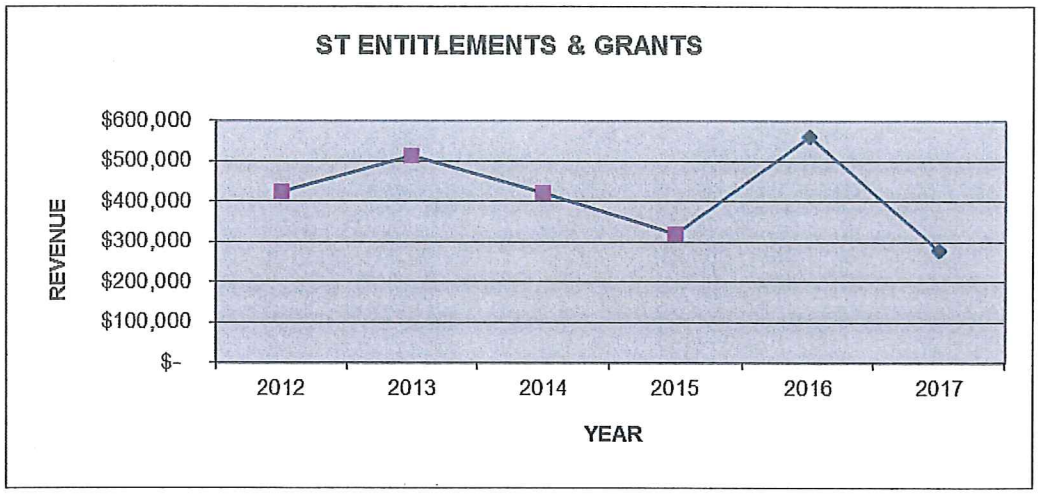

Court Revenue is a result of fines. We receive the balance after the state portions are paid and Asotin County is paid for processing the citations. The City contracts with Asotin County for court services. We have little control over the assessment or collection of fines. While not reflected in this chart, the new court agreement means that the City will be paying more to process citations than we will receive from our share of the fines. Costs in 2016 were $13,125 more than revenue.

FINES & COURT REVENUE

YEAR	2012	2013	2014	2015	2016	2017
REVENUE	$ 119,229	$ 115,672	$ 78,857	$ 81,175	$ 72,070	$ 76,000

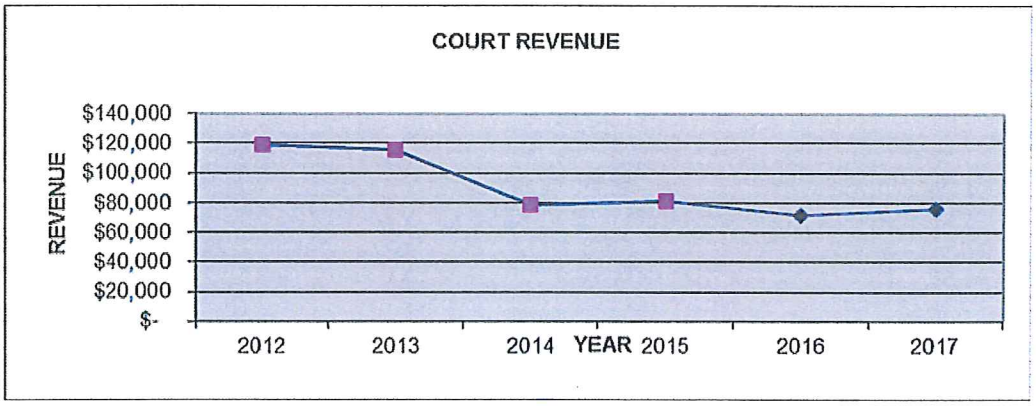

Interest Earnings remain low although there has been a small increase in rates recently. The State Investment Pool was at .50% at the end of January, up from .38% a year ago. I have diversified our investments in an attempt to maximize interest earnings. The earnings for 2015 are due to a gain on an investment purchase.

INTEREST EARNINGS

YEAR	2012	2013	2014	2015	2016	2017
REVENUE	$ 4,698	$ 2,947	$ 5,045	$ 14,251	$ 4,475	$ 5,000

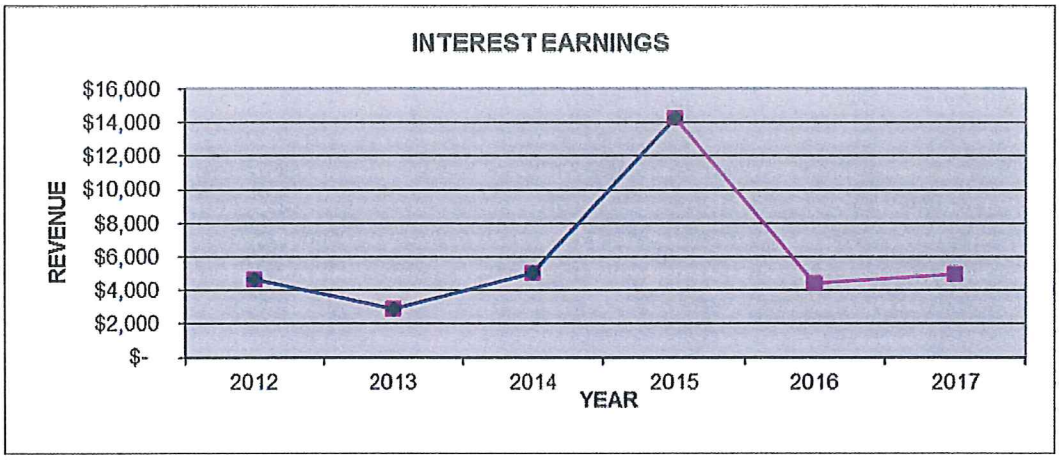

EXPENDITURES

The Current Expense Fund is divided into departments for expenditure purposes. Departments include Legislative, Judicial, Finance, Police, Fire, Building & Planning and Parks, but not Ambulance. Each department's budget is divided into categories: salaries, benefits, supplies, services and capital outlay.

This table shows authorized staffing levels for a six-year period. Employees in the Finance and Building Departments are split between Current Expense, Streets, Sewer, Sanitation and Stormwater. In 2012 a small portion of the Finance staff was redistributed to Stormwater. In late 2012 two new firefighters were retained (maintaining 12 personnel) after a staffing grant ended. Those position have been vacant since August 2016 as the City studies the future delivery of fire and ambulance service. The 2017 budget reflects 10 personnel in the department.

All employees with the exception of management staff are covered by collective bargaining agreements. Salary increases are based on the terms of the individual bargaining agreements. All contracts were settled in 2016. The Fire contract is in effect through 2018. Police and Public Works are in effect through 2019. All employees moved to a new insurance plan at the beginning of 2012. Employees contribute a minimum of 10% of the premium. The following charts show salaries and benefits for current expense employees for the same six-year period.

SALARIES - CURRENT EXPENSE

	2012	2013	2014	2015	2016	2017
FINANCE	39,117	40,658	43,185	44,301	48,457	64,200
POLICE	1,007,830	999,615	989,816	1,022,579	1,049,394	1,132,350
FIRE	441,926	543,664	567,997	580,485	587,090	495,517
BUILDING	65,088	58,340	71,564	72,649	74,917	89,805
PARKS	58,337	59,599	58,942	54,462	57,475	67,400
TOTALS	**1,612,298**	**1,701,876**	**1,731,504**	**1,774,476**	**1,817,333**	**1,849,272**

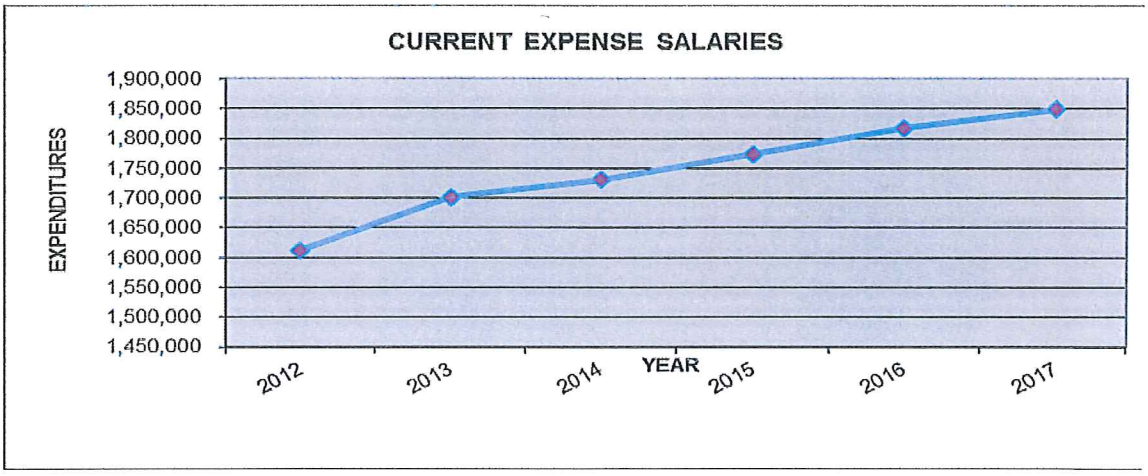

BENEFITS – CURRENT EXPENSE

	2012	2013	2014	2015	2016	2017
BENEFITS	$ 842,899	$ 886,756	$ 891,454	$ 900,687	$ 922,817	$ 1,034,840

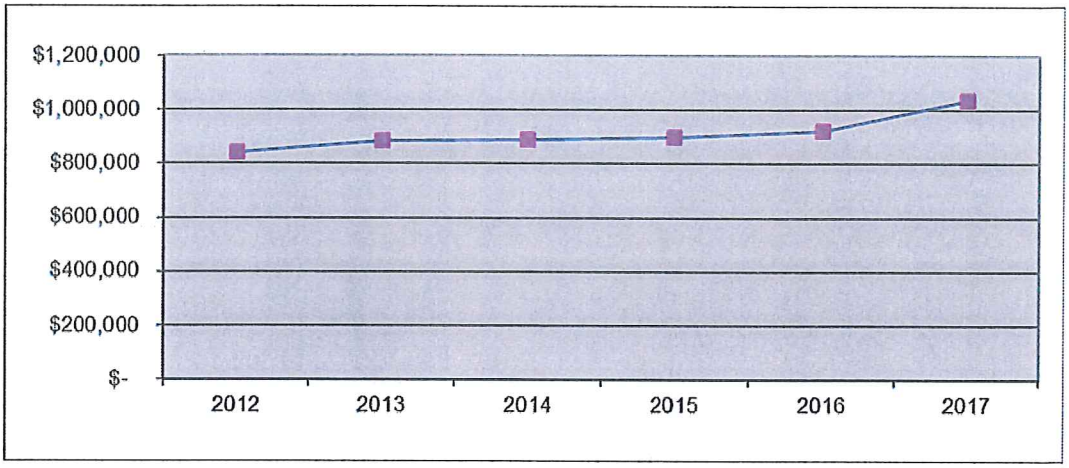

The following chart shows the percentage of wages and benefits to total expenditures for Current Expense and Ambulance combined.

Current Expense and EMS/Ambulance
Comparison of Wages and Benefits to Total Expenditures

	2012	2013	2014	2015	2016	2017
Wages & Benefits	$3,218,296	$3,361,468	$3,435,137	$3,522,820	$3,620,411	$3,903,677
Total Expenditures	$4,297,669	$4,315,962	$4,248,207	$4,415,142	$4,559,985	$4,976,677
% of TTL EXP	74.9%	77.9%	80.9%	79.8%	79.4%	78.4%

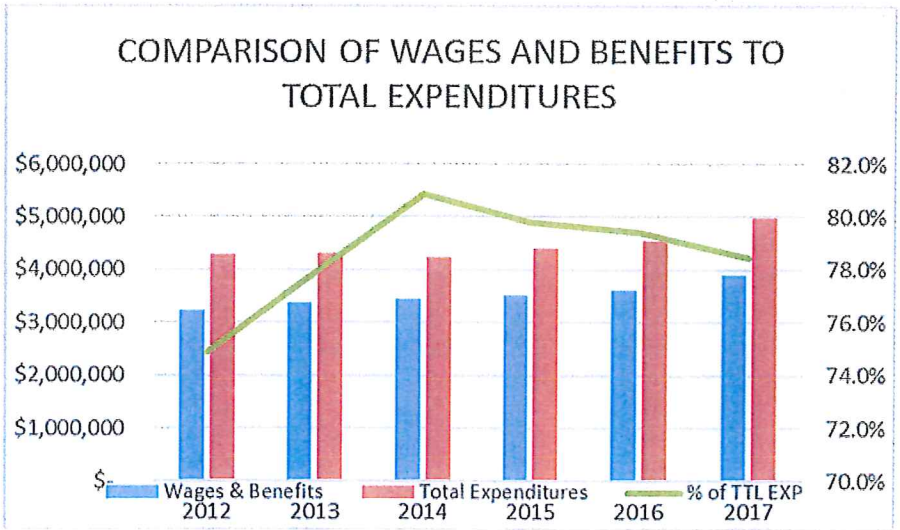

This chart shows the percent of each department's salaries and wages to the total for the City.

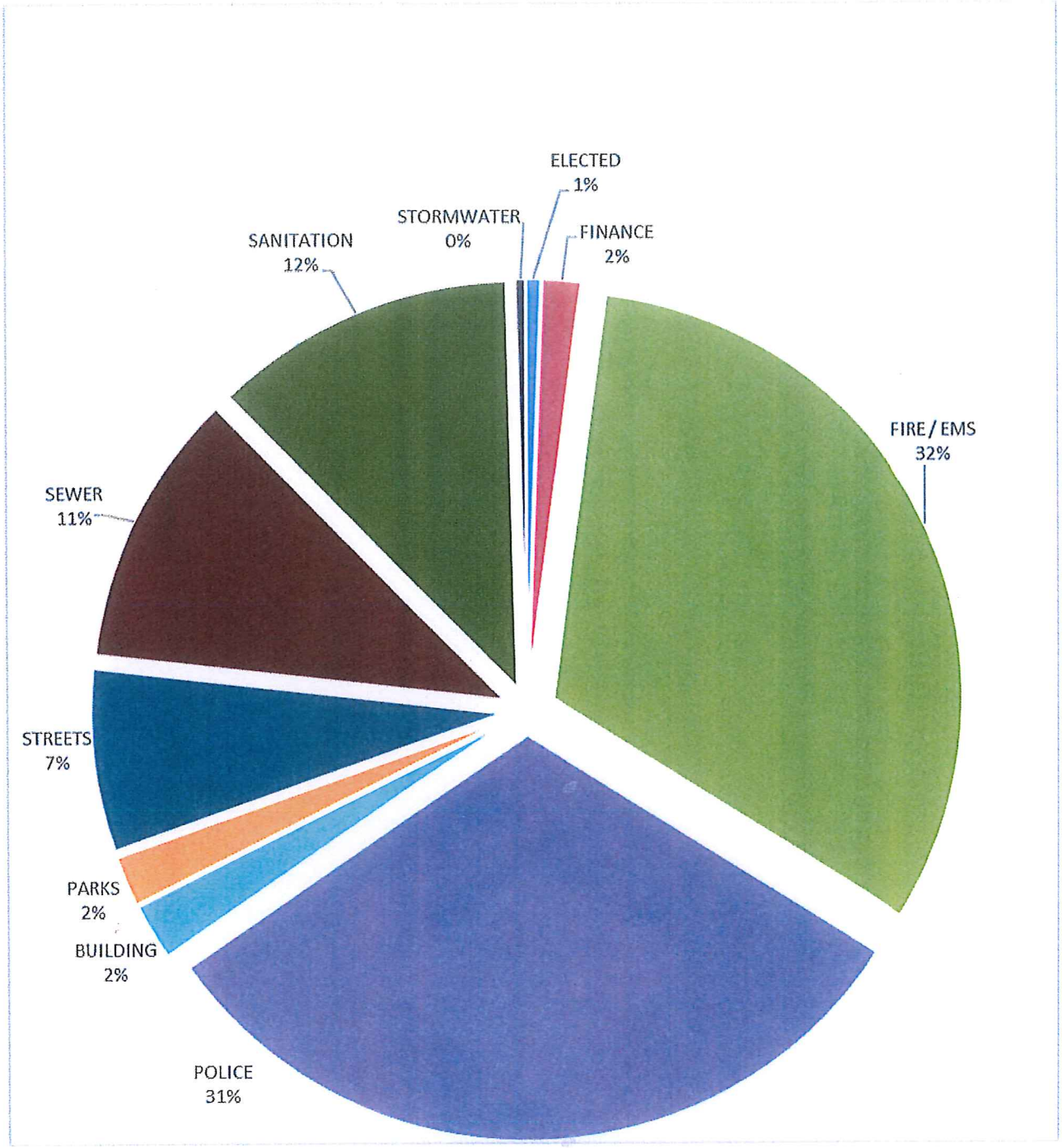

CITY OF CLARKSTON
2017 FINAL BUDGET - REVENUES
CURRENT EXPENSE FUND
JANUARY 1, 2017

LINE ITEM	DESCRIPTION	2015 BUDGET	2015 ACTUAL	2016 ESTIMATE	2016 ACTUAL	2017 ESTIMATE
001 000 001 308 80 00 00	**UNRESERVED BEG BALANC**	**1,234,042**	**1,234,042**	**1,061,520**	**1,062,359**	**1,046,399**
	TAXES					
	GENERAL PROPERTY TAXES					
001 000 001 311 10 00 00	PERSONAL PROPERTY TAX	464,000	461,548	465,000	461,684	498,500
	TOTAL GENERAL PROPERTY TAX	**464,000**	**461,548**	**465,000**	**461,684**	**498,500**
	RETAIL SALES & USE TAX					
001 000 001 313 11 00 00	RETAIL SALES & USE TAX	1,631,200	1,640,315	1,623,500	1,738,307	1,700,000
	TOTAL RETAIL SALES & USE TAX	**1,631,200**	**1,640,315**	**1,623,500**	**1,738,307**	**1,700,000**
	BUSINESS TAXES					
001 000 001 316 41 00 00	AVISTA	550,000	544,030	540,000	526,500	520,000
001 000 001 316 45 10 00	SPECIAL SEWER UTILITY TA	93,000	104,227	100,000	104,892	110,000
001 000 001 316 47 00 00	CENTURYLINK	34,000	29,618	30,000	28,060	28,000
001 000 001 316 47 01 00	INLAND CELLULAR	25,000	28,307	27,000	20,594	20,000
001 000 001 316 47 02 00	MISC COMMUNICATIONS	15,000	17,910	16,000	19,450	20,000
001 000 001 316 47 03 00	VERIZON	35,000	31,587	32,000	27,632	27,000
001 000 001 316 47 04 00	SPRINT	24,000	23,565	23,000	22,707	22,000
001 000 001 316 47 06 00	A T & T	12,000	8,505	9,000	6,901	7,000
001 000 001 316 47 07 00	XO COMMUNICATIONS	8,000	8,109	8,000	7,391	7,000
	TOTAL BUSINESS TAXES	**796,000**	**795,858**	**785,000**	**764,127**	**761,000**
	EXCISE TAXES					
001 000 001 316 81 00 00	PUNCHBOARD/PULLTAB	7,000	6,454	6,000	7,669	7,000
001 000 001 316 82 00 00	BINGO	0	87	0	278	0
001 000 001 316 84 00 00	CARD ROOM	45,000	61,445	50,000	61,439	40,000
001 000 001 317 20 00 00	LEASEHOLD EXCISE TAX	18,000	20,114	19,000	20,701	20,000
	TOTAL EXCISE TAXES	**70,000**	**88,100**	**75,000**	**90,087**	**67,000**
	TOTAL TAXES	**2,961,200**	**2,985,821**	**2,948,500**	**3,054,205**	**3,026,500**

CITY OF CLARKSTON
2017 FINAL BUDGET - REVENUES
CURRENT EXPENSE FUND
JANUARY 1, 2017

LINE ITEM	DESCRIPTION	2015 BUDGET	2015 ACTUAL	2016 ESTIMATE	2016 ACTUAL	2017 ESTIMATE
LICENSES & PERMITS						
BUSINESS LICENSES & PERMITS						
001 000 001 321 30 00 00	FIREWORKS PERMITS	600	600	500	600	500
001 000 001 321 60 00 00	BUSINESS LICENSES	29,000	30,495	29,000	29,625	29,000
001 000 001 321 91 00 00	CABLE ONE FRANCHISE	46,000	44,744	47,000	49,166	47,000
TOTAL BUSINESS LICENSE & PERMITS		**75,600**	**75,839**	**76,500**	**79,391**	**76,500**
NON-BUSINESS LICENSES & PERMITS						
001 000 001 322 10 00 00	BUILDING PERMITS	55,000	61,732	50,000	82,431	55,000
001 000 001 322 30 00 00	DOG LICENSE	2,000	1,462	1,500	1,732	1,500
001 000 001 322 30 10 00	CHICKEN PERMIT	0	0	0	25	0
001 000 001 322 90 01 00	BICYCLE LICENSE	0	2	0	2	0
TOTAL NON-BUSINESS LICENSE & PERMITS		**57,000**	**63,196**	**51,500**	**84,190**	**56,500**
TOTAL LICENSES & PERMITS		**132,600**	**139,035**	**128,000**	**163,581**	**133,000**
INTERGOVERNMENTAL REVENUE						
FEDERAL GRANTS - DIRECT						
001 000 001 331 16 60 70	BJA, VEST PARTNERSHIP	1,000	1,363	1,000	0	1,000
001 000 001 331 97 04 40	FEMA	0	34,513	190,477	190,477	0
001 000 001 331 97 04 42	FEMA - EQUIP	0	0	50,865	51,896	0
TTL FED GRANTS - DIRECT		**1,000**	**35,876**	**242,342**	**242,373**	**1,000**
FEDERAL GRANTS - INDIRECT						
001 000 001 333 16 57 90	NARCOTIC CONTROL ASSIS	40,000	31,616	25,000	16,728	20,000
001 000 001 333 16 58 80	DOJ, VIOLENCE AGNST WOM	15,000	15,005	15,000	13,750	15,000
001 000 001 333 20 60 00	WASPC GRANT	0	1,000	0	1,000	1,000
001 000 001 333 20 60 10	WASHINGTON TRAFFIC COM	2,000	417	1,000	945	1,000
TTL FED GRANTS - INDIRECT		**57,000**	**48,038**	**41,000**	**32,423**	**37,000**
STATE GRANTS						
001 000 001 334 01 30 00	WSP - FIRE TRAINING	0	8,253	3,000	5,274	4,000
TOTAL STATE GRANTS		**0**	**8,253**	**3,000**	**5,274**	**4,000**

CITY OF CLARKSTON
2017 FINAL BUDGET - REVENUES
CURRENT EXPENSE FUND
JANUARY 1, 2017

LINE ITEM	DESCRIPTION	2015 BUDGET	2015 ACTUAL	2016 ESTIMATE	2016 ACTUAL	2017 ESTIMATE
STATE ENTITLEMENTS						
001 000 001 336 00 98 00	CITY-COUNTY ASSISTANCE	40,000	70,936	40,000	101,733	70,000
001 000 001 336 06 20 00	MVET - HI CRIME	30,000	61,176	50,000	67,238	50,000
001 000 001 336 06 21 00	MVET - CRIM. JUSTICE -POP	1,800	1,930	1,800	1,993	2,200
001 000 001 336 06 26 00	CJ SPECIAL PROGRAMS	6,400	7,074	7,000	7,266	7,500
001 000 001 336 06 41 00	MARIJUANA ENHANCEMENT	0	524	1,000	6,238	11,000
001 000 001 336 06 51 00	DUI - CITIES	1,300	1,095	1,000	1,128	1,000
001 000 001 336 06 94 00	LIQUOR EXCISE TAX	13,800	19,670	32,000	33,756	33,900
001 000 001 336 06 95 00	LIQUOR BOARD PROFITS	50,650	50,646	49,700	49,859	49,000
001 000 001 336 06 95 10	LIQ PROFITS, PUBLIC SAFET	12,650	12,662	12,600	12,465	12,300
TOTAL STATE ENTITLEMENTS		**156,600**	**225,713**	**195,100**	**281,676**	**236,900**
TOTAL INTERGOVERNMENTAL		**214,600**	**317,880**	**481,442**	**561,746**	**278,900**
CHARGES FOR GOODS & SERVICES						
GENERAL GOVERNMENT						
001 000 001 341 75 00 00	MAP SALES	0	0	0	0	0
001 000 001 341 81 00 00	COPIES	500	1,386	800	979	800
001 000 001 341 91 00 00	ELECTION FILING FEES	150	414	0	0	0
001 000 001 341 96 00 00	CIVIL SERVICE TEST	0	285	0	270	0
TOTAL GENERAL GOVERNMENT		**650**	**2,085**	**800**	**1,249**	**800**
PUBLIC SAFETY SERVICES						
001 000 001 342 10 10 00	POLICE - SPECIAL SERVICES	8,000	2,488	4,000	4,257	3,000
001 000 001 342 10 20 00	CLKS SCHOOL DIST - SRO	55,000	70,045	56,000	66,906	70,000
001 000 001 342 21 30 00	HAZ MAT RECOVERY	0	0	0	0	0
001 000 001 342 21 00 00	PORT OF WILMA - EMS	7,000	7,000	7,000	7,000	7,000
001 000 001 342 21 10 00	FIRE - SPECIAL SERVICES	0	0	0	0	0
TOTAL PUBLIC SAFETY SERVICE REVENUE		**70,000**	**79,533**	**67,000**	**78,163**	**80,000**

CITY OF CLARKSTON
2017 FINAL BUDGET - REVENUES
CURRENT EXPENSE FUND
JANUARY 1, 2017

LINE ITEM	DESCRIPTION	2015 BUDGET	2015 ACTUAL	2016 ESTIMATE	2016 ACTUAL	2017 ESTIMATE
ECONOMIC ENVIRONMENT						
001 000 001 345 81 00 00	ZONING & PLANNING FEES	0	1,800	0	500	0
001 000 001 345 83 00 00	PLAN CHECKING FEES	10,000	1,869	2,000	14,442	5,000
001 000 001 345 89 00 00	SEPA	0	0	0	100	0
TOTAL ECONOMIC ENVIRONMENT		**10,000**	**3,669**	**2,000**	**15,042**	**5,000**
TOTAL CHARGES FOR GOODS & SERVICES		**80,650**	**85,287**	**69,800**	**94,454**	**85,800**
FINES & FOREITS						
CRIMINAL TRAFFIC MISDEMEANOR						
001 000 001 355 80 00 00	COURT	100,000	73,365	70,000	64,305	70,000
001 000 001 357 39 00 00	FILING FEE RECOUP	6,000	6,535	6,000	7,765	6,000
001 000 001 359 00 00 00	PENALTIES, BUSINESS LICEI	1,000	1,275	1,000	1,140	1,000
001 000 001 359 10 00 00	PENALTIES, BLDG PERMTS	0	0	0	0	0
001 000 001 359 20 00 00	GAMBLING TAX PENALTIES	0	0	0	0	0
TOTAL CRIMINAL TRAFFIC PENALTIES		**107,000**	**81,175**	**77,000**	**73,210**	**77,000**
TOTAL FINES & FORFEITS		**107,000**	**81,175**	**77,000**	**73,210**	**77,000**
MISCELLANEOUS REVENUES						
INTEREST EARNINGS						
001 000 001 361 11 00 00	INVESTMENT INTEREST	2,500	7,687	5,000	5,251	5,000
001 000 001 361 30 00 00	GAINS & LOSSES ON INVEST	0	5,808	0	(776)	0
001 000 001 361 40 00 00	SALES TAX INTEREST	200	695	40	1,176	0
001 000 001 361 40 20 00	INTERFUND INTEREST	0	61	0	0	0
TOTAL INTEREST EARNINGS		**2,700**	**14,251**	**5,040**	**5,651**	**5,000**
INTERNAL SERVICE FUND REVENUE						
001 000 001 362 50 00 10	SEWER - OFFICE RENT	4,000	4,000	4,000	4,000	4,000
001 000 001 362 50 00 20	SANITATION - OFFICE RENT	4,000	4,000	4,000	4,000	4,000
001 000 001 362 50 00 30	STREET - OFFICE RENT	2,000	2,000	2,000	2,000	2,000
001 000 001 362 50 00 40	STORMWATER - OFFICE REI	2,000	2,000	2,000	2,000	2,000

CITY OF CLARKSTON
2017 FINAL BUDGET - REVENUES
CURRENT EXPENSE FUND
JANUARY 1, 2017

LINE ITEM	DESCRIPTION	2015 BUDGET	2015 ACTUAL	2016 ESTIMATE	2016 ACTUAL	2017 ESTIMATE
TOTAL INTERNAL SERVICE FUND REVENUE		**12,000**	**12,000**	**12,000**	**12,000**	**12,000**
CONTRIBUTIONS & DONATIONS						
001 000 001 367 11 00 00	ANIMAL SHELTER DONATION	0	0	0	0	0
001 000 001 367 11 20 00	DONATIONS, OTHER	1,500	1,500	900	700	0
TOTAL CONTRIBUTIONS & DONATIONS		**1,500**	**1,500**	**900**	**700**	**0**
OTHER MISCELLANEOUS REVENUES						
001 000 001 369 20 00 00	SALE OF UNCLAIMED PROP	0	0	0	0	0
001 000 001 369 40 00 00	RESTITUTION	0	10,734	0	113	0
001 000 001 369 81 00 00	CASHIER OVER/SHORT	0	87	0	(87)	0
001 000 001 369 81 02 00	NSF CHECK FEES	0	30	0	30	0
001 000 001 369 90 00 00	OTHER MISC REVENUE	0	301	0	17	0
001 000 001 369 90 02 00	JAIL PHONE	2,500	3,052	3,000	0	0
001 000 001 369 90 03 00	ELECTRICITY -VERNON PAR	0	0	0	0	0
001 000 001 369 90 04 00	AWC RETRO REBATE	0	0	0	0	0
001 000 001 389 00 31 00	STORMWATER REIMBURSEM	4,000	4,437	4,000	2,858	4,000
001 000 001 369 99 00 00	UNDESIGNATED RECEIPTS	0	0	0	0	0
TOTAL OTHER MISCELLANEOUS REVENUES		**6,500**	**18,641**	**7,000**	**2,931**	**4,000**
TOTAL MISCELLANEOUS REVENUES		**22,700**	**46,392**	**24,940**	**21,282**	**21,000**
TOTAL ACTUAL REVENUES		**3,518,750**	**3,655,590**	**3,729,682**	**3,968,478**	**3,622,200**
OTHER FINANCING SOURCES						
PROCEEDS OF LONG TERM DEBT						
001 000 001 391 10 19 00	G O BOND PROCEEDS	0	0	0	0	0
001 000 001 391 50 76 00	CAPITAL LEASE - PROCEEDS	0	0	0	0	0
001 000 001 391 90 22 00	LOCAL LOAN PROCEEDS	0	0	0	0	0
TOTAL PROCEEDS OF LONG TERM DEBT		**0**	**0**	**0**	**0**	**0**

CITY OF CLARKSTON
2017 FINAL BUDGET - REVENUES
CURRENT EXPENSE FUND
JANUARY 1, 2017

LINE ITEM	DESCRIPTION	2015 BUDGET	2015 ACTUAL	2016 ESTIMATE	2016 ACTUAL	2017 ESTIMATE
DISPOSITION OF FIXED ASSETS						
001 000 001 395 10 00 00	SALE OF FIXED ASSETS	0	0	0	0	0
001 000 001 395 20 00 00	INS. RECOVERIES(CAPITAL)	3,781	5,424	0	0	0
TOTAL DISPOSITION OF FIXED ASSETS		**3,781**	**5,424**	**0**	**0**	**0**
OPERATING TRANSFERS IN						
001 000 001 397 11 00 10	TRF FR 120/ELECTION EXP	1,500	1,500	1,500	1,500	1,500
001 000 001 397 14 00 01	TRF FR 306/CITY HALL IMP	0	0	0	0	0
001 000 001 397 14 00 20	TRF FR 016, EQUIPMENT	6,900	5,500	0	0	16,500
001 000 001 397 14 00 30	TRF FR 120/ ADMIN EXP	7,085	7,085	7,085	7,085	7,085
001 000 001 397 14 40 00	TRF FR 004 / CITY HALL	0	0	0	0	0
001 000 001 397 16 00 00	TRF IN/ EMP BENEFIT RSRV	0	0	0	0	0
001 000 001 397 19 00 40	TRF FROM CE RSRV (004)	75,000	75,000	0	0	0
001 000 001 397 21 00 10	TRF FR 306/ POLICE	0	0	0	0	0
001 000 001 397 21 00 30	TRF FR 016, VEHICLES	34,500	34,500	35,500	35,500	38,000
001 000 001 397 22 00 10	TRF 016/ FIRE ENGINE DEBT	50,545	50,545	64,245	64,245	54,330
001 000 001 397 22 00 20	TRF FR 306/ FIRE	0	0	0	0	0
001 000 001 397 35 00 10	TRF FR 004, STORMWATER	0	0	0	0	0
001 000 001 397 76 00 50	OP TRF 007 / PARKS	0	0	0	0	0
TOTAL OPERATING TRANSFERS IN		**175,530**	**174,130**	**108,330**	**108,330**	**117,415**
INSURANCE RECOVERIES						
001 000 001 398 00 00 00	INSURANCE RECOVERIES	1,642	13,101	0	0	0
TOTAL INSURANCE RECOVERIES		**1,642**	**13,101**	**0**	**0**	**0**
TOTAL OTHER FINANCING SOURCES		**180,953**	**192,655**	**108,330**	**108,330**	**117,415**
TOTAL ESTIMATED CITY RESOURCES		**4,933,745**	**5,082,287**	**4,899,532**	**5,139,167**	**4,786,014**

CITY OF CLARKSTON
2017 FINAL BUDGET - REVENUES
CURRENT EXPENSE FUND
JANUARY 1, 2017

LINE ITEM	DESCRIPTION	2015 BUDGET	2015 ACTUAL	2016 ESTIMATE	2016 ACTUAL	2017 ESTIMATE
NON REVENUES						
INTERFUND LOAN RECEIPTS						
001 999 001 381 10 00 00	INTERFUND LOAN RECEIVEI	0	0	0	0	0
001 999 001 381 20 00 00	I/F LOAN PAYMENT / EMS	-	-	-	-	-
001 999 001 381 20 10 00	I/F LOAN PAYMENT /STORM	30,000	0	-	0	-
001 999 001 381 20 00 00	I/F LOAN PAYMENT, TBD	-	9,000	-	0	-
TTL INTERFUND LOAN RECEIPTS		**30,000**	**9,000**	**0**	**0**	**0**
TOTAL NON REVENUES		**30,000**	**9,000**	**0**	**0**	**0**
GRAND TOTAL CURRENT EXPENSE		**4,963,745**	**5,091,287**	**4,899,532**	**5,139,167**	**4,786,014**

CITY OF CLARKSTON
2017 FINAL BUDGET - REVENUES
CURRENT EXPENSE RESERVE FUND
JANUARY 1, 2017

LINE ITEM	DESCRIPTION	2015 BUDGET	2015 ACTUAL	2016 BUDGET	2016 ACTUAL	2017 ESTIMATE
004 000 041 308 80 00 00	**UNRESERVED BEG BALANCE**	**586,336**	**586,336**	**558,711**	**558,711**	**611,289**
TAXES						
004 000 041 317 36 00 00	REAL ESTATE EXCISE TAX	0	0	0	0	0
	TOTAL TAXES	**0**	**0**	**0**	**0**	**0**
	MISCELLANEOUS REVENUE					
004 000 041 361 11 00 00	INVESTMENT INTEREST	1,000	3,340	1,000	2,979	1,000
004 000 041 361 30 00 00	GAINS & LOSSES ON INVEST	0	2,345	0	(401)	0
004 000 041 361 40 00 00	INTERFUND LOAN INTEREST	0	1,690	0	0	0
	TOTAL MISCELLANEOUS REVENUE	**1,000**	**7,375**	**1,000**	**2,578**	**1,000**
	TOTAL ACTUAL REVENUES	**1,000**	**7,375**	**1,000**	**2,578**	**1,000**
	NON REVENUES					
004 000 041 381 20 00 01	I/F LOAN PAYMENT	4,000	205,000	0	0	0
	TOTAL NON REVENUES	**4,000**	**205,000**	**0**	**0**	**0**
	OTHER FINANCING SOURCES					
	OPERATING TRANSFER IN					
004 000 041 397 10 00 20	TRANSFER FROM CE	70,000	70,000	70,000	70,000	70,000
	TOTAL OPERATING TRANSFERS	**70,000**	**70,000**	**70,000**	**70,000**	**70,000**
	TOTAL OTHER FINANCING SOURCES	**70,000**	**70,000**	**70,000**	**70,000**	**70,000**
	TOTAL ESTIMATED CITY RESOURCES	**661,336**	**868,711**	**629,711**	**631,289**	**682,289**
	GRAND TOTAL CURRENT EXPENSE RESERVE	**661,336**	**868,711**	**629,711**	**631,289**	**682,289**

CITY OF CLARKSTON
2017 FINALBUDGET - REVENUES
EMPLOYEE BENEFITS RESERVE FUND
JANUARY 1, 2017

LINE ITEM	DESCRIPTION	2015 BUDGET	2015 ACTUAL	2016 BUDGET	2016 ACTUAL	2017 ESTIMATE
006 000 042 308 80 00 00	**UNRESERVED BEG BALANCE**	**89,726**	**89,726**	**100,816**	**100,816**	**111,282**
	MISCELLANEOUS REVENUE					
006 000 042 361 11 00 00	INVESTMENT INTEREST	300	607	300	538	300
006 000 042 361 30 00 00	GAIN/LOSS ON INVESTMENT	0	483	0	(72)	0
	TOTAL MISCELLANEOUS REVENUES	**300**	**1,090**	**300**	**466**	**300**
	OTHER FINANCING SOURCES					
	OPERATING TRANSFERS IN					
006 000 042 397 10 00 00	OPERATING TRANSFERS IN	0	0	0	0	0
006 000 042 397 17 00 20	OP TRF 001	10,000	10,000	10,000	10,000	50,000
	TOTAL OPERATING TRANSFERS IN	**10,000**	**10,000**	**10,000**	**10,000**	**50,000**
	TOTAL OTHER FINANCING SOURCES	**10,000**	**10,000**	**10,000**	**10,000**	**50,000**
	TOTAL ESTIMATED CITY RESOURCES	**10,300**	**11,090**	**10,300**	**10,466**	**50,300**
	GRAND TOTAL EMPLOYEE BENEFITS RESERVE	**100,026**	**100,816**	**111,116**	**111,282**	**161,582**

CITY OF CLARKSTON
2017 FINAL BUDGET - REVENUES
COMMUNITY PROJECTS FUND
JANUARY 1, 2017

LINE ITEM	DESCRIPTION	2015 BUDGET	2015 ACTUAL	2016 BUDGET	2016 ACTUAL	2017 ESTIMATE
007 000 043 308 80 00 00	**UNRESERVED BEG BALANCE**	**38,128**	**38,128**	**38,590**	**38,590**	**38,968**
	MISCELLANEOUS REVENUE					
007 000 043 361 11 00 00	INVESTMENT INTEREST	100	257	100	206	100
007 000 043 361 30 00 00	GAIN/LOSS ON INVESTMENT	0	205	0	(28)	0
007 000 043 367 11 00 00	DONATIONS	0	0	0	200	0
	TOTAL MISCELLANEOUS REVENUES	**100**	**462**	**100**	**378**	**100**
	OTHER FINANCING SOURCES					
	OPERATING TRANSFERS IN					
007 000 043 397 10 00 00	OPERATING TRANSFERS IN	0	0	0	0	0
	TOTAL OPERATING TRANSFERS IN	**0**	**0**	**0**	**0**	**0**
	TOTAL OTHER FINANCING SOURCES	**0**	**0**	**0**	**0**	**0**
	TOTAL ESTIMATED CITY RESOURCES	**38,228**	**38,590**	**38,690**	**38,968**	**39,068**
	GRAND TOTAL COMMUNITY PROJECTS	**38,228**	**38,590**	**38,690**	**38,968**	**39,068**

CITY OF CLARKSTON
2017 FINAL BUDGET - REVENUES
NATIONAL NIGHT OUT FUND
JANUARY 1, 2107

LINE ITEM	DESCRIPTION	2015 BUDGET	2015 ACTUAL	2016 BUDGET	2016 ACTUAL	2017 ESTIMATE
010 000 066 308 80 00 00	**UNRESERVED BEG BALANCE**	**3,451**	**3,451**	**3,447**	**3,447**	**3,293**
	MISCELLANEOUS REVENUE					
010 000 066 361 11 00 00	INVESTMENT INTEREST	0	23	0	17	0
010 000 066 361 30 00 00	GAIN/LOSS ON INVESTMENT	0	19	0	(2)	0
010 000 066 367 11 00 00	DONATIONS	500	578	500	323	400
	TOTAL MISCELLANEOUS REVENUES	**500**	**620**	**500**	**338**	**400**
	OTHER FINANCING SOURCES					
	OPERATING TRANSFERS IN					
010 000 066 397 10 00 00	OPERATING TRANSFERS IN	0	0	0	0	0
	TOTAL OPERATING TRANSFERS IN	**0**	**0**	**0**	**0**	**0**
	TOTAL OTHER FINANCING SOURCES	**0**	**0**	**0**	**0**	**0**
	TOTAL ESTIMATED CITY RESOURCES	**500**	**620**	**500**	**338**	**400**
	GRAND TOTAL NATIONAL NIGHT OUT FUND	**3,951**	**4,071**	**3,947**	**3,785**	**3,693**

CITY OF CLARKSTON
2017 FINAL BUDGET - REVENUES
VICTIM RIGHTS FUND
JANUARY 1, 2017

LINE ITEM	DESCRIPTION	2015 BUDGET	2015 ACTUAL	2016 BUDGET	2016 ACTUAL	2017 ESTIMATE
011 000 051 308 80 00 00	**UNRESERVED BEG BALANCI**	**51,311**	**51,311**	**45,413**	**45,413**	**44,406**
	FINES & FORFEITS					
011 000 051 357 37 00 00	MISCELLANEOUS PENALTIES	5,000	3,710	5,000	2,630	3,000
	TOTAL FINES & FORFEITS	**5,000**	**3,710**	**5,000**	**2,630**	**3,000**
	MISCELLANEOUS REVENUES					
	INTEREST EARNINGS					
011 000 051 361 11 00 00	INVESTMENT INTEREST	100	353	100	236	100
011 000 051 361 30 00 00	GAIN/LOSS ON INVESTMENT	0	277	0	(33)	0
	TOTAL INTEREST EARNINGS	**100**	**630**	**100**	**203**	**100**
	TOTAL ACTUAL REVENUES	**5,100**	**4,340**	**5,100**	**2,833**	**3,100**
	OTHER FINANCING SOURCES					
	OPERATING TRANSFERS IN					
011 000 051 397 00 00 00	OPERATING TRANSFERS IN	0	0	0	0	0
	TOTAL OPERATING TRANSFERS IN	**0**	**0**	**0**	**0**	**0**
	TOTAL OTHER FINANCING SOURCES	**0**	**0**	**0**	**0**	**0**
	TOTAL ESTIMATED CITY RESOURCES	**56,411**	**55,651**	**50,513**	**48,246**	**47,506**
	GRAND TOTAL VICTIMS RIGHTS FUND	**56,411**	**55,651**	**50,513**	**48,246**	**47,506**

CITY OF CLARKSTON
2017 FINAL BUDGET - REVENUES
VEHICLE / EQUIP REPLACEMENT FUND
JANUARY 1, 2017

LINE ITEM	DESCRIPTION	2015 BUDGET	2015 ACTUAL	2016 BUDGET	2016 ACTUAL	2017 ESTIMATE
016 000 220 308 80 0000	**UNRESERVED BEG BALANCI**	**217,935**	**217,935**	**208,218**	**208,218**	**257,985**
	BUSINESS TAXES					
016 000 220 316 45 20 00	SEWER UTILITY TAX	70,000	78,248	78,000	78,592	79,000
016 000 220 316 45 30 00	SANITATION UTILITY TAX	58,000	64,382	64,000	69,590	68,000
	TOTAL BUSINESS TAXES	**128,000**	**142,630**	**142,000**	**148,182**	**147,000**
	MISCELLANEOUS REVENUES					
016 000 220 361 11 00 00	INVESTMENT INTEREST	800	1,868	1,500	1,514	1,000
016 000 220 361 30 00 00	GAIN/LOSS ON INVESTMENT	0	1,630	0	(184)	0
	TOTAL MISCELLANEOUS REVENUE	**800**	**3,498**	**1,500**	**1,330**	**1,000**
	TOTAL ACTUAL REVENUES	**128,800**	**146,128**	**143,500**	**149,512**	**148,000**
	OTHER FINANCING SOURCES					
	DISPOSITION OF FIXED ASSETS					
016 000 220 395 10 00 00	SALE OF FIXED ASSETS	0	0	0	0	0
016 000 220 398 00 00 00	INSURANCE RECOVERIES	0	0	0	0	0
	TOTAL DISPOSITION OF FIXED ASSETS	**0**	**0**	**0**	**0**	**0**
	OPERATING TRANSFERS IN					
016 000 220 397 00 10 00	OP TRF FR CE RESERVE/004	0	0	0	0	0
016 000 220 397 19 00 10	OP TRF FR CE/ 001	0	0	0	0	0
	TOTAL OPERATING TRANSFERS IN	**0**	**0**	**0**	**0**	**0**
	TOTAL OTHER FINANCING SOURCES	**0**	**0**	**0**	**0**	**0**
	TOTAL ESTIMATED CITY RESOURCES	**346,735**	**364,063**	**351,718**	**357,730**	**405,985**
	GRAND TOTAL VEHICLE REPLACEMENT FUND	**346,735**	**364,063**	**351,718**	**357,730**	**405,985**

CITY OF CLARKSTON
2017FINALBUDGET - REVENUES
D.A.R.E. FUND
JANUARY 1, 2017

LINE ITEM	DESCRIPTION	2015 BUDGET	2015 ACTUAL	2016 BUDGET	2016 ACTUAL	2017 ESTIMATE
017 000 063 308 00 00 00	**EST. BEGINNING BALANCE**	**4,699**	**4,699**	**4,756**	**4,756**	**4,778**
	INTERGOVERNMENTAL REVENUES					
017 000 063 342 10 20 00	DARE PROGRAM FEE	0	0	0	0	0
	TOTAL INTERGOVERNMENTAL REVENUES	**0**	**0**	**0**	**0**	**0**
	CHARGES FOR GOODS & SERVICES					
017 000 063 341 70 00 00	SALE OF MERCHANDISE	0	0	0	0	0
	TOTAL CHARGES FOR GOODS & SERVICES	**0**	**0**	**0**	**0**	**0**
	MISCELLANEOUS REVENUES					
017 000 063 361 11 00 00	INVESTMENT INTEREST	0	32	0	25	0
017 000 063 361 30 00 00	GAIN/LOSS ON INVESTMENT	0	25	0	(3)	0
017 000 063 367 11 00 00	D.A.R.E. DONATIONS	0	0	0	0	0
017 000 063 367 11 10 00	G.R.E.A.T. DONATIONS	0	0	0	0	0
	TOTAL MISCELLANEOUS REVENUES	**0**	**57**	**0**	**22**	**0**
	TOTAL ACTUAL REVENUES	**0**	**57**	**0**	**22**	**0**
	TOTAL ESTIMATED CITY REVENUES	**4,699**	**4,756**	**4,756**	**4,778**	**4,778**
	GRAND TOTAL D.A.R.E. FUND	**4,699**	**4,756**	**4,756**	**4,778**	**4,778**

CITY OF CLARKSTON
2017 FINAL BUDGET - REVENUES
1989 MIDTOWN HOUSING CDBG FUND
JANUARY 1, 2017

LINE ITEM	DESCRIPTION	2015 BUDGET	2015 ACTUAL	2016 ESTIMATE	2016 ACTUAL	2017 ESTIMATE
037 000 170 308 80 00 00	**UNRESERVED BEG BALANCI**	**32,159**	**32,159**	**7,540**	**7,540**	**7,575**
	MISCELLANEOUS REVENUE					
037 000 170 361 11 00 00	INVESTMENT INTEREST	0	211	0	40	0
037 000 170 361 30 00 00	GAIN/LOSS ON INVESTMENT	0	170	0	(5)	0
037 000 170 369 90 10 00	LOAN PAYOFF	0	0	0	0	0
	TOTAL MISCELLANEOUS REVENUE	**0**	**381**	**0**	**35**	**0**
	TOTAL ACTUAL REVENUES	**0**	**381**	**0**	**35**	**0**
	OTHER FINANCING SOURCES					
	OPERATING TRANSFERS IN					
037 000 170 397 00 10 00	OP TRF FROM 001	0	0	0	0	0
	TOTAL OPERATING TRANSFERS IN	**0**	**0**	**0**	**0**	**0**
	TOTAL OTHER FINANCING SOURCES	**0**	**0**	**0**	**0**	**0**
	TOTAL ESTIMATED CITY RESOURCES	**32,159**	**32,540**	**7,540**	**7,575**	**7,575**
	GRAND TOTAL 1989 MIDTOWN CDBG	**32,159**	**32,540**	**7,540**	**7,575**	**7,575**

CITY OF CLARKSTON
2017 FINAL BUDGET - REVENUES
RESCUE UNIT ONE FUND
JANUARY 1, 2017

LINE ITEM	DESCRIPTION	2015 BUDGET	2015 ACTUAL	2016 BUDGET	2016 ACTUAL	2017 ESTIMATE
102 000 081 308 80 00 00	**UNRESERVED BEG BALANCI**	**5,016**	**5,016**	**6,559**	**6,559**	**7,984**
	INTERGOVERNMENTAL REVENUE					
	STATE GRANTS					
102 000 081 334 01 30 00	WASHINGTON STATE PATRC	0	0	0	0	0
102 000 081 334 04 90 00	DEPT OF HEALTH	1,500	1,341	1,800	1,290	1,300
	TOTAL STATE GRANTS	**1,500**	**1,341**	**1,800**	**1,290**	**1,300**
	TOTAL INTERGOVERNMENTAL REVENUES	**1,500**	**1,341**	**1,800**	**1,290**	**1,300**
	MISCELLANEOUS REVENUES					
102 000 081 361 11 00 00	INVESTMENT INTEREST	0	39	0	40	0
102 000 081 361 30 00 00	GAIN/LOSS ON INVESTMENT	0	33	0	(5)	0
102 000 081 367 11 00 00	DONATIONS	500	130	0	100	0
102 000 081 369 90 00 00	MISC REVENUE	0	0	0	0	0
	TOTAL MISCELLANEOUS REVENUES	**500**	**202**	**0**	**135**	**0**
	TOTAL ACTUAL REVENUES	**2,000**	**1,543**	**1,800**	**1,425**	**1,300**
	OTHER FINANCING SOURCES					
	OPERATING TRANSFERS IN					
102 000 081 397 22 00 10	OP TRF FR CE/FIRE DEPT	0	0	0	0	0
	TOTAL OPERATING TRANSFERS IN	**0**	**0**	**0**	**0**	**0**
	TOTAL OTHER FINANCING SOURCES	**0**	**0**	**0**	**0**	**0**
	TOTAL ESTIMATED CITY RESOURCES	**7,016**	**6,559**	**8,359**	**7,984**	**9,284**
	GRAND TOTAL RESCUE UNIT ONE FUND	**7,016**	**6,559**	**8,359**	**7,984**	**9,284**

Revised BARS 4/14

CITY OF CLARKSTON
2017 FINAL BUDGET - REVENUES
STREET FUND
JANUARY 1, 2017

LINE ITEM	DESCRIPTION	2015 BUDGET	2015 ACTUAL	2016 BUDGET	2016 ACTUAL	2017 ESTIMATE
103 000 130 308 80 00 00	**UNRESERVED BEG BALANCI**	**243,672**	**243,672**	**166,857**	**166,857**	**182,762**
	TAXES					
103 000 130 311 10 00 00	PROPERTY TAXES	460,000	461,548	465,000	461,684	498,500
103 000 130 319 16 00 00	PROPERTY TAX INTEREST	0	0	0	0	0
	TOTAL TAXES	**460,000**	**461,548**	**465,000**	**461,684**	**498,500**
	INTERGOVERNMENTAL REVENUE					
	FEDERAL GRANTS					
103 000 130 333 20 21 00	FHWA	865,700	864,835	0	0	0
	TOTAL FEDERAL GRANTS	**865,700**	**864,835**	**0**	**0**	**0**
	STATE GRANTS					
103 000 130 334 03 80 00	TIB GRANT,	0	0	137,700	0	0
103 000 130 334 03 90 00	RTPO GRANT, STREET MGM	0	0	0	0	0
103 000 130 334 04 20 00	DEPT OF COMMERCE	0	0	0	0	0
	TOTAL STATE GRANTS	**0**	**0**	**137,700**	**0**	**0**
	STATE ENTITLEMENTS					
103 000 130 336 00 87 00	MOTOR VEHICLE FUEL TAX	146,600	152,245	156,000	156,191	157,600
103 000 130 336 00 71 00	MULTI-MODAL DISTRIBUTION	0	0	0	7,403	7,600
	TOTAL STATE ENTITLEMENTS	**146,600**	**152,245**	**156,000**	**163,594**	**165,200**
	INTERGOVERNMENTAL SERVICE REVENUE					
103 000 130 344 10 48 90	SOUTHWAY BRIDGE MAINT	0	4,931	0	0	0
	TOTAL INTERGOVERNMENTAL SERVICE REVENUE	**0**	**4,931**	**0**	**0**	**0**
	TOTAL INTERGOVERNMENTAL REVENUE	**1,012,300**	**1,022,011**	**293,700**	**163,594**	**165,200**

CITY OF CLARKSTON
2017 FINAL BUDGET - REVENUES
STREET FUND
JANUARY 1, 2017

LINE ITEM	DESCRIPTION	2015 BUDGET	2015 ACTUAL	2016 BUDGET	2016 ACTUAL	2017 ESTIMATE
MISCELLANEOUS REVENUE						
INTEREST REVENUE						
103 000 130 361 11 00 00	INVESTMENT INTEREST	200	762	200	718	200
103 000 130 361 20 00 00	PROPERTY TAX INTEREST	0	0	0	0	0
103 000 130 361 30 00 00	GAIN/LOSS ON INVESTMENT	0	323	0	(59)	0
103 000 130 361 40 00 00	INTERFUND LOAN INTEREST	0	0	0	0	0
TOTAL INTEREST		**200**	**1,085**	**200**	**659**	**200**
INTERFUND REVENUES, MISC.						
103 000 130 362 50 00 50	SHOP RENT, SANITATION	20,000	20,000	20,000	20,000	20,000
103 000 130 362 50 00 00	RIGHT OF WAY LEASE	0	0	0	100	100
103 000 130 362 90 00 00	RENT, MISC	0	0	0	100	0
TOTAL INTERFUND REVENUES		**20,000**	**20,000**	**20,000**	**20,200**	**20,100**
CONTRIBUTION & DONATIONS PRIVATE SOURCES						
103 000 130 368 10 00 00	PLANNING & DEVELOPMENT	0	0	0	0	0
TTL PRIVATE CONTRIBUTION/DONATIONS		**0**	**0**	**0**	**0**	**0**
OTHER MISCELLANEOUS REVENUES						
103 000 130 369 90 00 00	OTHER MISC. REVENUE	0	0	0	0	0
103 000 130 369 90 04 00	AWC RETRO REBATE	0	0	0	0	0
103 000 130 369 90 20 00	STORMWATER REIMBURSE	0	0	0	0	0
TOTAL OTHER MISC. REVENUES		**0**	**0**	**0**	**0**	**0**
TOTAL MISCELLANEOUS REVENUES		**20,200**	**21,085**	**20,200**	**20,859**	**20,300**
TOTAL ACTUAL REVENUES		**1,492,500**	**1,504,644**	**778,900**	**646,137**	**684,000**
OTHER FINANCING SOURCES						
PROCEEDS OF LONG TERM DEBT						
103 000 130 391 50 42 00	PROCEEDS OF CAP LEASES	0	0	0	0	0
TOTAL PROCEEDS OF LONG TERM DEBT		**0**	**0**	**0**	**0**	**0**

CITY OF CLARKSTON
2017 FINAL BUDGET - REVENUES
STREET FUND
JANUARY 1, 2017

LINE ITEM	DESCRIPTION	2015 BUDGET	2015 ACTUAL	2016 BUDGET	2016 ACTUAL	2017 ESTIMATE
DISPOSITION OF FIXED ASSETS						
103 000 130 395 10 00 00	SALE OF FIXED ASSETS	0	0	0	0	0
103 000 130 398 00 00 00	INSURANCE RECOVERIES	0	9,294	0	0	0
TOTAL DISPOSITION OF FIXED ASSETS		**0**	**9,294**	**0**	**0**	**0**
OPERATING TRANSFERS IN						
103 000 130 397 42 00 00	OP TRF FR 202/CAP IMP	0	0	0	0	0
103 000 130 397 42 00 30	OP TRF FR CE	0	0	0	0	0
103 000 130 397 42 00 31	OP TRF FROM CE RESERVE	30,000	30,000	20,000	20,000	0
103 000 130 397 42 00 40	OP TRF FR 106/VEHICLE	35,000	35,000	0	0	0
103 000 130 397 42 00 50	OP TRF FR 105	30,000	30,000	0	0	0
103 000 130 397 42 00 55	OP TRF FROM 104, TBD	0	0	20,000	0	0
103 000 130 397 42 00 60	OP TRF FR 037	25,000	25,000	0	0	7,540
TOTAL OPERATING TRANSFERS IN		**120,000**	**120,000**	**40,000**	**20,000**	**7,540**
TOTAL OTHER FINANCING SOURCES		**120,000**	**129,294**	**40,000**	**20,000**	**7,540**
TOTAL ESTIMATED CITY RESOURCES		**1,856,172**	**1,877,610**	**985,757**	**832,994**	**874,302**
NON REVENUES						
INTERFUND LOANS						
103 999 130 381 10 00 00	IF LOAN	205,000	205,000	0	0	0
TOTAL I/F LOANS		**205,000**	**205,000**	**0**	**0**	**0**
TOTAL NON REVENUES		**205,000**	**205,000**	**0**	**0**	**0**
GRAND TOTAL STREET FUND		**2,061,172**	**2,082,610**	**985,757**	**832,994**	**874,302**

CITY OF CLARKSTON
2017 FINAL BUDGET - REVENUES
TRANSPORTATION BENEFIT DISTRICT FUND
JANUARY 1, 2017

LINE ITEM	DESCRIPTION	2015 BUDGET	2015 ACTUAL	2016 BUDGET	2016 ACTUAL	2017 ESTIMATE
104 000 134 308 10 00 00	**RESERVED BEG BALANCE**			**51,154**	**51,154**	**385,599**
104 000 134 308 80 00 00	**UNRESERVED BEG BALANC**	**0**	**0**	**0**	**0**	**0**
104 000 134 317 60 00 00	**LICENSE TAB FEES**	**0**	**0**	**0**	**32,407**	**0**
	RETAIL SALES & USE TAX					
104 000 134 313 11 00 00	RETAIL SALES & USE TAX	0	0	300,000	301,225	480,000
	TOTAL RETAIL SALES & USE TAX	**0**	**0**	**300,000**	**301,225**	**480,000**
	MISCELLANEOUS REVENUE					
104 000 134 361 11 00 00	INVESTMENT INTEREST	0	0	500	869	500
104 000 134 361 30 00 00	GAIN/LOSS ON INVESTMENT	0	0	0	(56)	0
	TOTAL MISCELLANEOUS REVENUE	**0**	**0**	**500**	**813**	**500**
	TOTAL ACTUAL REVENUE	**0**	**0**	**300,500**	**334,445**	**480,500**
	OTHER FINANCING SOURCES					
	OPERATING TRANSFERS IN					
104 000 134 397 42 00 60	OPR TRF FR 103	0	0	0	0	0
	TOTAL OPERATING TRANSFERS IN	**0**	**0**	**0**	**0**	**0**
	TOTAL OTHER FINANCING SOURCES	**0**	**0**	**0**	**0**	**0**
	TOTAL ESTIMATED CITY RESOURCES	**0**	**0**	**300,500**	**334,445**	**480,500**
	GRAND TOTAL TBD	**0**	**0**	**351,654**	**385,599**	**866,099**

CITY OF CLARKSTON
2017 FINAL BUDGET - REVENUES
STREET RESERVE FUND
JANUARY 1, 2017

LINE ITEM	DESCRIPTION	2015 BUDGET	2015 ACTUAL	2016 BUDGET	2016 ACTUAL	2017 ESTIMATE
105 000 133 308 80 00 00	**UNRESERVED BEG BALANC**	**75,705**	**75,705**	**46,612**	**46,612**	**46,826**
	MISCELLANEOUS REVENUE					
105 000 133 361 11 00 00	INVESTMENT INTEREST	200	503	200	248	200
105 000 133 361 30 00 00	GAIN/LOSS ON INVESTMENT	0	404	0	(34)	0
	TOTAL MISCELLANEOUS REVENUE	**200**	**907**	**200**	**214**	**200**
	TOTAL ACTUAL REVENUE	**200**	**907**	**200**	**214**	**200**
	OTHER FINANCING SOURCES					
	OPERATING TRANSFERS IN					
105 000 133 397 42 00 32	OP TRF FRO 004	0	0	0	0	0
105 000 133 397 42 00 40	OP TRF FR 001	0	0	0	0	0
105 000 133 397 42 00 50	OPR TRF FR 103	0	0	0	0	0
	TOTAL OPERATING TRANSFERS IN	**0**	**0**	**0**	**0**	**0**
	TOTAL OTHER FINANCING SOURCES	**0**	**0**	**0**	**0**	**0**
	TOTAL ESTIMATED CITY RESOURCES	**75,905**	**76,612**	**46,812**	**46,826**	**47,026**
	GRAND TOTAL STREET RESERVE	**75,905**	**76,612**	**46,812**	**46,826**	**47,026**

CITY OF CLARKSTON
2017 FINAL BUDGET - REVENUES
DRUG ENFORCEMENT FUND
JANUARY 1, 2017

LINE ITEM	DESCRIPTION	2015 BUDGET	2015 ACTUAL	2016 BUDGET	2016 ACTUAL	2017 ESTIMATE
108 000 064 308 80 00 00	**UNRESERVED BEG BALANCE**	**48,131**	**48,131**	**40,856**	**40,016**	**27,004**
	FEDERAL GRANTS - INDIRECT					
108 000 064 333 20 60 00	WASPC -Traffic Safety Grant	0	839	0	0	0
	TTL FEDERAL GRANTS - INDIRECT	**0**	**839**	**0**	**0**	**0**
	FINES & FORFEITS					
108 000 064 357 39 20 00	MISCELLANEOUS PENALTIES	4,000	2,195	2,000	1,830	2,000
	TOTAL FINES & FORFEITS	**4,000**	**2,195**	**2,000**	**1,830**	**2,000**
	MISCELLANEOUS REVENUES					
108 000 064 361 11 00 00	INVESTMENT INTEREST	100	271	150	158	150
108 000 064 361 30 00 00	GAIN/LOSS ON INVESTMENT	0	215	0	(21)	0
108 000 064 367 11 00 00	DONATIONS	0	0	0	0	0
108 000 064 369 00 00 00	OTHER MISC	0	0	0	0	0
108 000 064 369 30 00 00	CONFISCATED & FORFEITED	0	0	0	0	0
	TOTAL MISCELLANEOUS REVENUES	**100**	**486**	**150**	**137**	**150**
	TOTAL ACTUAL REVENUES	**4,100**	**3,520**	**2,150**	**1,967**	**2,150**
	TOTAL ESTIMATED CITY RESOURCES	**52,231**	**51,651**	**43,006**	**41,983**	**29,154**
	NON REVENUES					
108 999 064 386 00 00 00	DUE TO STATE, SEIZURES	0	0	0	0	0
108 999 064 389 00 00 00	DUE TO OTHERS, SEIZURES	0	0	0	0	0
	TOTAL NON REVENUES	**0**	**0**	**0**	**0**	**0**
	GRAND TOTAL DRUG ENFORCEMENT FUND	**52,231**	**51,651**	**43,006**	**41,983**	**29,154**

CITY OF CLARKSTON
2017 FINAL BUDGET - REVENUES
AMBULANCE / EMS FUND
JANUARY 1, 2017

LINE ITEM	DESCRIPTION	2015 BUDGET	2015 ACTUAL	2016 BUDGET	2016 ACTUAL	2017 ESTIMATE
120 000 084 308 80 00 00	**UNRESERVED BEG BALAN**	**198,754**	**198,754**	**248,042**	**248,042**	**202,531**
	TAXES					
	PERSONAL PROPERTY TAXES					
120 000 084 311 10 00 00	PROP TAXES - EMS LEVY	546,167	547,426	570,400	561,318	596,000
	TOTAL TAXES	**546,167**	**547,426**	**570,400**	**561,318**	**596,000**
	FEDERAL GRANTS					
120 000 084 331 97 04 42	FEMA - ASST TO FF, EQUIP	0	0	0	0	0
	TTL FEDERAL GRANTS	**0**	**0**	**0**	**0**	**0**
	INTERGOVERNMENTAL SERVICE REVENUE					
120 000 084 342 21 00 00	PORT OF WILMA	0	0	0	0	0
120 000 084 342 21 10 00	EMS SPECIAL SERVICES	0	0	0	0	0
	TOTAL INTERGOVERNMENTAL SERVICES	**0**	**0**	**0**	**0**	**0**
	CHARGES FOR GOODS & SERVICES					
120 000 084 342 60 00 00	TRANSPORT FEES	430,000	473,931	472,000	428,786	472,000
	TOTAL CHARGES FOR GOODS & SERVICES	**430,000**	**473,931**	**472,000**	**428,786**	**472,000**
	MISCELLANEOUS REVENUE					
120 000 084 361 11 00 00	INVESTMENT INTEREST	200	1,300	800	1,196	800
120 000 084 361 20 00 00	PROPERTY TAX INTEREST	0	0	0	0	0
120 000 084 361 30 00 00	GAIN/LOSS ON INVESTMEI	0	973	0	(131)	0
120 000 084 361 90 00 00	OTHER INTEREST EARNIN	0	0	0	0	0

CITY OF CLARKSTON
2017 FINAL BUDGET - REVENUES
AMBULANCE / EMS FUND
JANUARY 1, 2017

LINE ITEM	DESCRIPTION	2015 BUDGET	2015 ACTUAL	2016 BUDGET	2016 ACTUAL	2017 ESTIMATE
120 000 084 369 90 04 00	AWC RETRO REBATE	0	0	0	0	0
TOTAL MISCELLANEOUS REVENUES		**200**	**2,273**	**800**	**1,065**	**800**
TOTAL ACTUAL REVENUES		**976,367**	**1,023,630**	**1,043,200**	**991,169**	**1,068,800**
OTHER FINANCING SOURCES						
PROCEEDS OF LONG TERM DEBT						
120 000 084 391 90 00 00	LOCAL LOAN PROCEEDS	0	0	0	0	0
TOTAL PROCEEDS LONG TERM DEBT		**0**	**0**	**0**	**0**	**0**
OPERATING TRANSFERS IN						
120 000 084 397 22 00 10	TRF FROM RSRV /121	0	0	105,000	0	110,000
120 000 084 397 22 00 20	OP TRF IN FROM 001	35,000	35,000	0	0	0
120 000 084 397 22 00 30	OP TRF FROM 002	0	0	0	0	0
TTL OPERATING TRANSFERS IN		**35,000**	**35,000**	**105,000**	**0**	**110,000**
TOTAL ESTIMATED CITY RESOURCES		**1,210,121**	**1,257,384**	**1,396,242**	**1,239,211**	**1,381,331**
NON REVENUES						
INTERFUND LOAN RECEIPTS						
120 999 084 381 10 00 00	ITERFUND LOAN RECEIVE	0	0	0	0	0
TTL INTERFUND LOAN RECEIPTS		**0**	**0**	**0**	**0**	**0**
GRAND TOTAL AMBULANCE / EMS		**1,210,121**	**1,257,384**	**1,396,242**	**1,239,211**	**1,381,331**

CITY OF CLARKSTON
2017 FINAL BUDGET - REVENUES
AMBULANCE / EMS RESERVE FUND
JANUARY 1, 2017

LINE ITEM	DESCRIPTION	2015 BUDGET	2015 ACTUAL	2016 BUDGET	2016 ACTUAL	2017 ESTIMATE
121 000 082 308 80 00 00	**UNRESERVED BEG BALANCE**	**68,697**	**68,697**	**102,541**	**102,541**	**145,019**
	MISCELLANEOUS REVENUE					
121 000 082 361 11 00 00	INVESTMENT INTEREST	100	472	400	552	400
121 000 082 361 30 00 00	GAIN/LOSS ON INVESTMENT	0	372	0	(74)	0
	TOTAL MISCELLANEOUS REVENUES	**100**	**844**	**400**	**478**	**400**
	TOTAL ACTUAL REVENUES	**100**	**844**	**400**	**478**	**400**
	OTHER FINANCING SOURCES					
	OPERATING TRANSFERS IN					
121 000 082 397 22 00 10	OP TRF FR 420	33,000	33,000	42,000	42,000	
	TOTAL OPERATING TRANSFERS IN	**33,000**	**33,000**	**42,000**	**42,000**	**0**
	TTOAL OTHER FINANCING SOURCES	**33,000**	**33,000**	**42,000**	**42,000**	**0**
	TOTAL ESTIMATED CITY RESOURCES	**101,797**	**102,541**	**144,941**	**145,019**	**145,419**
	GRAND TOTAL EMS CAPITAL RESERVE	**101,797**	**102,541**	**144,941**	**145,019**	**145,419**

CITY OF CLARKSTON
2017 FINAL BUDGET - REVENUES
LODGING TAX FUND
JANUARY 1, 2017

LINE ITEM	DESCRIPTION	2015 BUDGET	2015 ACTUAL	2016 BUDGET	2016 ACTUAL	2017 ESTIMATE
130 000 211 308 80 00 00	**UNRESERVED BEG BALANCI**	**546,284**	**546,284**	**558,594**	**558,594**	**564,621**
	TAXES					
130 000 211 313 31 00 00	HOTEL/MOTEL TAX	85,000	94,795	90,000	102,317	97,000
	TOTAL TAXES	**85,000**	**94,795**	**90,000**	**102,317**	**97,000**
	MISCELLANEOUS REVENUES					
130 000 211 361 11 00 00	INVESTMENT INTEREST	1,200	3,429	2,500	2,802	2,500
130 000 211 361 30 00 00	GAIN/LOSS ON INVESTMENT	0	2,791	0	(375)	0
	TOTAL MISCELLANEOUS REVENUES	**1,200**	**6,220**	**2,500**	**2,427**	**2,500**
	TOTAL ACTUAL REVENUES	**86,200**	**101,015**	**92,500**	**104,744**	**99,500**
	OTHER FINANCING SOURCES					
	OPERATING TRANSFERS IN					
130 000 211 397 10 00 00	OP TRF IN	0	0	0	0	0
	TOTAL OPERATING TRANSFERS IN	**0**	**0**	**0**	**0**	**0**
	TOTAL OTHER FINANCING SOURCES	**0**	**0**	**0**	**0**	**0**
	TOTAL ESTIMATED CITY RESOURCES	**632,484**	**647,299**	**651,094**	**663,338**	**664,121**
	GRAND TOTAL CONVENTION CENTER FUND	**632,484**	**647,299**	**651,094**	**663,338**	**664,121**

CITY OF CLARKSTON
2017 FINAL BUDGET - REVENUES
MUNICIPAL CAPITAL IMPROVEMENT FUND
JANUARY 1, 2017

LINE ITEM	DESCRIPTION	2015 BUDGET	2015 ACTUAL	2016 BUDGET	2016 ACTUAL	2017 ESTIMATE
306 000 240 308 10 00 00	RESERVED BEG BALANCE	0	0	0	0	0
306 000 240 308 80 00 00	UNRESERVED BEG BALANCE	131,030	131,030	204,414	204,414	272,545
	TOTAL BEGINNING BALANCE	**131,030**	**131,030**	**204,414**	**204,414**	**272,545**
	TAXES					
306 000 240 318 34 00 00	REAL ESTATE EXCISE TAX	45,000	71,337	65,000	67,042	65,000
	TOTAL TAXES	**45,000**	**71,337**	**65,000**	**67,042**	**65,000**
	MISCELLANEOUS REVENUES					
306 000 240 361 11 00 00	INVESTMENT INTEREST	300	1,090	800	1,243	800
306 000 240 361 30 00 00	GAIN/LOSS ON INVESTMENT	0	957	0	(154)	0
306 000 240 361 40 00 00	INTERFUND LOAN INTEREST	0	0	0	0	0
	TOTAL MISCELLANEOUS REVENUES	**300**	**2,047**	**800**	**1,089**	**800**
	TOTAL ACTUAL REVENUES	**45,300**	**73,384**	**65,800**	**68,131**	**65,800**
	OTHER FINANCING SOURCES					
	OPERATING TRANSFERS IN					
306 000 240 397 10 00 10	TRANSFER IN FROM 001	0	0	0	0	0
	TTL OPERATING TRANSFERS IN	**0**	**0**	**0**	**0**	**0**
	TOTAL OTHER FINANCING SOURCES	**0**	**0**	**0**	**0**	**0**
	TOTAL ESTIMATED CITY RESOURCES	**176,330**	**204,414**	**270,214**	**272,545**	**338,345**
	GRAND TOTAL MUNICIPAL CAPITAL IMPROVEMENT	**176,330**	**204,414**	**270,214**	**272,545**	**338,345**

CITY OF CLARKSTON
2017 FINAL BUDGET - REVENUES
SEWER O M FUND
JANUARY 1, 2017

LINE ITEM	DESCRIPTION	2015 BUDGET	2015 ACTUAL	2016 BUDGET	2016 ACTUAL	2017 ESTIMATE
400 000 140 308 80 00 00	**UNRESERVED BEG BALANCI**	**624,923**	**624,923**	**768,378**	**768,378**	**766,755**
	CHARGES FOR GOODS & SERVICES					
400 000 140 343 50 01 00	CITY CHARGES	1,280,000	1,294,411	1,324,000	1,338,567	1,381,000
400 000 140 343 50 03 00	MISC CHARGES	6,000	6,738	6,000	7,125	6,000
400 000 140 343 50 05 00	MONTHLY TO PUD	440,000	594,924	620,000	524,554	600,000
	TOTAL CHARGES FOR GOODS & SERVICES	**1,726,000**	**1,896,073**	**1,950,000**	**1,870,246**	**1,987,000**
	FINES & FORFEITS					
	NON-COURT FINES & PENALTIES					
400 000 140 359 90 00 00	LATE CHARGES, PENALTIES	12,000	12,351	10,000	10,646	8,000
	TOTAL FINES & FORFEITS	**12,000**	**12,351**	**10,000**	**10,646**	**8,000**
	MISCELLANEOUS REVENUES					
400 000 140 361 11 00 00	INVESTMENT INTEREST	1,500	4,335	3,000	4,460	3,000
400 000 140 361 30 00 00	GAIN/LOSS ON INVESTMENT	0	3,676	0	(723)	0
400 000 140 369 91 00 00	OTHER MISC REVENUE	0	600	0	0	0
400 000 140 369 90 04 00	AWC RTR REBATE	0	0	0	0	0
	TOTAL MISCELLANEOUS REVENUE	**1,500**	**8,611**	**3,000**	**3,737**	**3,000**
	TOTAL ACTUAL REVENUES	**1,739,500**	**1,917,035**	**1,963,000**	**1,884,629**	**1,998,000**
	OTHER FINANCING SOURCES					
	DISPOSITION OF FIXED ASSETS					
400 000 140 395 10 00 00	SALE OF FIXED ASSETS	0	0	0	0	0
400 000 140 398 00 00 00	INSURANCE RECOVERIES	0	0	0	5,998	0
	TOTAL DISPOSITION OF FIXED ASSETS	**0**	**0**	**0**	**5,998**	**0**

CITY OF CLARKSTON
2017 FINAL BUDGET - REVENUES
SEWER O M FUND
JANUARY 1, 2017

LINE ITEM	DESCRIPTION	2015 BUDGET	2015 ACTUAL	2016 BUDGET	2016 ACTUAL	2017 ESTIMATE
OPERATING TRANSFERS IN						
400 000 140 397 35 00 12	OP TRF FR 401/EQUIP RSRV	0	0	0	0	0
400 000 140 397 35 00 13	OP TRF 402/LAND PURCH	0	0	0	0	0
400 000 140 397 35 00 14	OP TRF 404/SEWER RSRV	0	0	0	0	0
400 000 140 397 35 00 20	OP TRF 402/LINE REPAIR	0	0	0	0	0
400 000 140 397 35 00 30	OP TRF 403/CAP RPLCMENT	0	0	0	0	0
400 000 141 397 35 00 50	OP TRF FROM 405	0	0	0	0	0
TOTAL OPERATING TRANSFERS IN		**0**	**0**	**0**	**0**	**0**
TOTAL OTHER FINANCING SOURCES		**0**	**0**	**0**	**5,998**	**0**
TOTAL ESTIMATED CITY RESOURCES		**2,364,423**	**2,541,958**	**2,731,378**	**2,659,005**	**2,764,755**
NON REVENUES						
400 999 140 381 10 01 00	I/F LOAN - 402 LINE RSRV	0	0	0	0	0
400 999 140 385 00 00 00	SEWER LINE ASSESSMENT	0	0	0	0	0
TOTAL NON REVENUES		**0**	**0**	**0**	**0**	**0**
GRAND TOTAL SEWER O & M FUND		**2,364,423**	**2,541,958**	**2,731,378**	**2,659,005**	**2,764,755**

CITY OF CLARKSTON
2017 FINAL BUDGET - REVENUES
SEWER EQUIPMENT RESERVE FUND
JANUARY 1, 2017

LINE ITEM	DESCRIPTION	2015 BUDGET	2015 ACTUAL	2016 BUDGET	2016 ACTUAL	2017 ESTIMATE
401 000 141 308 80 00 00	**UNRESERVED BEG BALANCI**	**75,564**	**75,564**	**96,486**	**96,486**	**116,933**
	MISCELLANEOUS REVENUE					
401 000 141 361 11 00 00	INVESTMENT INTEREST	150	514	450	516	450
401 000 141 361 30 00 00	GAIN/LOSS ON INVESTMENT	0	408	0	(69)	0
	TOTAL MISCELLANEOUS REVENUE	**150**	**922**	**450**	**447**	**450**
	TOTAL ACTUAL REVENUE	**150**	**922**	**450**	**447**	**450**
	OTHER FINANCING SOURCES					
	DISPOSITION OF FIXED ASSETS					
401 000 141 398 00 00 00	SALE OF FIXED ASSETS	0	0	0	0	0
	TTL DISPOSITION FIXED ASSETS	**0**	**0**	**0**	**0**	**0**
	OPERATING TRANSFERS IN					
401 000 141 397 35 00 30	OP TRF FROM 400	20,000	20,000	20,000	20,000	20,000
	TOTAL OPERATING TRANSFER IN	**20,000**	**20,000**	**20,000**	**20,000**	**20,000**
	TOTAL OTHER FINANCING SOURCES	**20,000**	**20,000**	**20,000**	**20,000**	**20,000**
	TOTAL ESTIMATED CITY RESOURCES	**95,714**	**96,486**	**116,936**	**116,933**	**137,383**
	GRAND TOTAL SEWER EQUIP RESERVE	**95,714**	**96,486**	**116,936**	**116,933**	**137,383**

CITY OF CLARKSTON
2017 FINAL BUDGET - REVENUES
SEWER LINE RESERVE FUND
JANUARY 1, 2017

LINE ITEM	DESCRIPTION	2015 BUDGET	2015 ACTUAL	2016 BUDGET	2016 ACTUAL	2017 ESTIMATE
402 000 142 308 80 00 00	**UNRESERVED BEG BALANCI**	**475,946**	**475,946**	**501,959**	**501,959**	**524,271**
	MISCELLANEOUS REVENUE					
402 000 142 361 11 00 00	INVESTMENT INTEREST	1,700	3,453	2,500	2,672	2,500
402 000 142 361 30 00 00	GAIN/LOSS ON INVESTMENT	0	2,560	0	(360)	0
402 000 142 361 40 00 00	INTERFUND LOAN INTEREST	0	0	0	0	0
	TOTAL MISCELLANEOUS REVENUE	**1,700**	**6,013**	**2,500**	**2,312**	**2,500**
	TOTAL ACTUAL REVENUES	**1,700**	**6,013**	**2,500**	**2,312**	**2,500**
	OTHER FINANCING SOURCES					
	OPERATING TRANSFERS IN					
402 000 142 397 35 00 10	OP TRF FROM 400	20,000	20,000	20,000	20,000	20,000
	TOTAL OPERATING TRANSFER IN	**20,000**	**20,000**	**20,000**	**20,000**	**20,000**
	TOTAL OTHER FINANCING SOURCES	**20,000**	**20,000**	**20,000**	**20,000**	**20,000**
	NON REVENUES					
	INTERFUND LOAN RECEIPTS					
402 999 142 381 10 00 00	INTERFUND LOAN RECEIVED	0	0	0	0	0
402 999 142 381 20 00 00	IF LOAN PAYMENT RECEIVEI	0	0	0	0	0
	TTL INTERFUND LOAN RECEIPTS	**0**	**0**	**0**	**0**	**0**
	TOTAL NON REVENUES	**0**	**0**	**0**	**0**	**0**
	TOTAL ESTIMATED CITY RESOURCES	**497,646**	**501,959**	**524,459**	**524,271**	**546,771**
	GRAND TOTAL SEWER LINE RESERVE	**497,646**	**501,959**	**524,459**	**524,271**	**546,771**

CITY OF CLARKSTON
2017 FINAL BUDGET - REVENUES
SEWER CAPITAL REPLACEMENT FUND
JANUARY 1, 2017

LINE ITEM	DESCRIPTION	2015 BUDGET	2015 ACTUAL	2016 BUDGET	2016 ACTUAL	2017 ESTIMATE
403 000 143 308 80 00 00	**UNRESERVED BEG BALANCI**	**60,999**	**60,999**	**81,745**	**81,745**	**102,124**
	MISCELLANEOUS REVENUE					
403 000 143 361 11 00 00	INVESTMENT INTEREST	100	416	300	438	300
403 000 143 361 30 00 00	GAIN/LOSS ON INVESTMENT	0	330	0	(59)	0
	TOTAL MISCELLANEOUS REVENUE	**100**	**746**	**300**	**379**	**300**
	TOTAL ACTUAL REVENUES	**100**	**746**	**300**	**379**	**300**
	OTHER FINANCING SOURCES					
	OPERATING TRANSFERS IN					
403 000 143 397 35 00 20	OP TRF FROM 400	20,000	20,000	20,000	20,000	20,000
	TOTAL OPERATING TRANSFER IN	**20,000**	**20,000**	**20,000**	**20,000**	**20,000**
	TOTAL OTHER FINANCING SOURCES	**20,000**	**20,000**	**20,000**	**20,000**	**20,000**
	TOTAL ESTIMATED CITY RESOURCES	**81,099**	**81,745**	**102,045**	**102,124**	**122,424**
	GRAND TTL SEWER CAPITAL REPLACEMENT FUND	**81,099**	**81,745**	**102,045**	**102,124**	**122,424**

CITY OF CLARKSTON
2017 FINAL BUDGET - REVENUES
SEWER RESERVE FUND
JANUARY 1, 2017

LINE ITEM	DESCRIPTION	2015 BUDGET	2015 ACTUAL	2016 BUDGET	2016 ACTUAL	2017 ESTIMATE
404 000 144 308 80 00 00	**UNRESERVED BEG BALANC**	**118,545**	**118,545**	**121,182**	**121,182**	**123,746**
	MISCELLANEOUS REVENUE					
404 000 144 361 11 00 00	INVESTMENT INTEREST	375	800	600	651	600
404 000 144 361 30 00 00	GAIN/LOSS ON IVESTMENT	0	638	0	(87)	0
	TOTAL MISCELLANEOUS REVENUE	**375**	**1,438**	**600**	**564**	**600**
404 000 144 379 00 00 00	CONTRIBUTED CAPITAL	0	1,200	0	2,000	0
	TOTAL	**0**	**1,200**	**0**	**2,000**	**0**
	TOTAL ACTUAL REVENUES	**375**	**2,638**	**600**	**2,564**	**600**
	NON REVENUES					
	OTHER INCREASES IN NET CASH & INVESTMENTS					
404 999 144 388 80 00 00	PRIOR YEAR CORRECTIONS	0	0	0	0	0
	TTL OTHER INCREASES IN NET CASH & INVESTMENTS	**0**	**0**	**0**	**0**	**0**
	TOTAL NON REVENUES	**0**	**0**	**0**	**0**	**0**
	TOTAL ESTIMATED CITY RESOURCES	**0**	**0**	**0**	**0**	**0**
	GRAND TOTAL SEWER RESERVE	**118,920**	**121,183**	**121,782**	**123,746**	**124,346**
		118,920	**121,183**	**121,782**	**123,746**	**124,346**

CITY OF CLARKSTON
2017 FINAL BUDGET - REVENUES
SEWER CONSTRUCTION FUND
JANUARY 1, 2017

LINE ITEM	DESCRIPTION	2015 BUDGET	2015 ACTUAL	2016 BUDGET	2016 BUDGET	2017 ESTIMATE
405 000 145 308 10 00 00	**RESERVED BEG BALANCE**	**1,158,042**	**1,158,042**	**392,019**	**392,019**	**300,678**
405 000 145 308 80 00 00	**UNRESERVED BEG BALANCE**					
	MISCELLANEOUS REVENUE					
405 000 145 361 11 00 00	INVESTMENT INTEREST	1,000	4,126	1,000	1,964	500
405 000 145 361 30 00 00	GAIN/LOSS ON IVESTMENT	0	3,662	0	(275)	0
	TOTAL MISCELLANEOUS REVENUE	**1,000**	**7,788**	**1,000**	**1,689**	**500**
	TOTAL ACTUAL REVENUES	**1,000**	**7,788**	**1,000**	**1,689**	**500**
	NON-REVENUES					
	PROCEEDS OF LONG TERM DEBT					
405 000 145 391 20 00 00	REVENUE BOND PROCEEDS	0	0	0	0	0
405 000 145 391 80 00 00	PWTF LOAN PROCEEDS	0	0	0	0	0
405 000 145 391 80 10 00	SRF LOAN PROCEEDS	0	0	0	0	0
	TOTAL PROCEEDS OF LONG TERM DEBT	**0**	**0**	**0**	**0**	**0**
	TOTAL NON REVENUES	**0**	**0**	**0**	**0**	**0**
	TOTAL ESTIMATED CITY RESOURCES	**1,159,042**	**1,165,830**	**393,019**	**393,708**	**301,178**
	GRAND TOTAL SEWER RESERVE	**1,159,042**	**1,165,830**	**393,019**	**393,708**	**301,178**

CITY OF CLARKSTON
2017 FINAL BUDGET - REVENUES
REVENUE BOND DEBT SERVICE - SEWER
JANUARY 1, 2017

LINE ITEM	DESCRIPTION	2015 BUDGET	2015 ACTUAL	2016 BUDGET	2016 ACTUAL	2017 ESTIMATE
406 000 146 308 10 00 00	RESERVED BEG BALANCE	369,342	348,000	345,000	345,000	345,000
406 000 146 308 80 00 00	UNRESERVED BEG BALANCE	63,886	63,886	1,353	1,353	11,835
TOTAL BEGINNING BALANCE		**433,228**	**411,886**	**346,353**	**346,353**	**356,835**
MISCELLANEOUS REVENUE						
406 000 146 361 11 00 00	INVESTMENT INTEREST	2,500	4,896	1,500	5,744	3,000
406 000 146 361 30 00 00	GAIN/LOSS ON INVESTMENT	0	543	0	(1)	0
TOTAL MISCELLANEOUS REVENUE		**2,500**	**5,439**	**1,500**	**5,743**	**3,000**
TOTAL ACTUAL REVENUE		**2,500**	**5,439**	**1,500**	**5,743**	**3,000**
OTHER FINANCING SOURCES						
OPERATING TRANSFERS IN						
406 000 146 397 35 00 10	OP TRF 405	139,700	100,000	0	0	0
406 000 146 397 35 00 40	OP TRF 400	160,300	160,300	345,000	345,000	340,000
TOTAL OPERATING TRANSFER IN		**300,000**	**260,300**	**345,000**	**345,000**	**340,000**
TOTAL OTHER FINANCING SOURCES		**300,000**	**260,300**	**345,000**	**345,000**	**340,000**
TOTAL ESTIMATED CITY RESOURCES		**735,728**	**677,625**	**692,853**	**697,096**	**699,835**
GRAND TOTAL REVENUE BOND		**735,728**	**677,625**	**692,853**	**697,096**	**699,835**

CITY OF CLARKSTON
2017 FINAL BUDGET - REVENUES
PUBLIC WORKS TRUST FUND LOAN - SEWER
JANUARY 1, 2017

LINE ITEM	DESCRIPTION	2015 BUDGET	2015 ACTUAL	2016 BUDGET	2016 ACTUAL	2017 ESTIMATE
407 000 147 308 80 00 00	**UNRESERVED BEG BALAN**	**676**	**676**	**28,044**	**28,044**	**10,631**
	MISCELLANEOUS REVENUE					
407 000 147 361 11 00 00	INVESTMENT INTEREST	0	98	0	86	0
407 000 147 361 30 00 00	GAIN/LOSS ON INVESTMEN	0	109	0	(20)	0
	TOTAL MISCELLANEOUS REVENUE	**0**	**207**	**0**	**66**	**0**
	TOTAL ACTUAL REVENUE	**0**	**207**	**0**	**66**	**0**
	OTHER FINANCING SOURCES					
	OPERATING TRANSFERS IN					
407 000 147 397 35 00 41	OP TRF 400	487,110	487,110	355,000	355,000	365,000
	TOTAL OPERATING TRANSFER IN	**487,110**	**487,110**	**355,000**	**355,000**	**365,000**
	TOTAL OTHER FINANCING SOURCES	**487,110**	**487,110**	**355,000**	**355,000**	**365,000**
	TOTAL ESTIMATED CITY RESOURCES	**487,786**	**487,993**	**383,044**	**383,110**	**375,631**
	GRAND TOTAL PUBLIC WORKS TRUST FUND LOAN	**487,786**	**487,993**	**383,044**	**383,110**	**375,631**

CITY OF CLARKSTON
2017 FINAL BUDGET - REVENUES
SRF LOAN FUND - SEWER
JANUARY 1, 2016

LINE ITEM	DESCRIPTION	2015 BUDGET	2015 ACTUAL	2016 BUDGET	2016 ACTUAL	2017 ESTIMATE
408 000 148 308 10 00 00	RESERVED BEG BALANCE	82,600	82,600	82,600	82,600	82,600
408 000 148 308 80 00 00	UNRESERVED BEG BALAN(	2,093	2,093	3,377	3,377	3,697
TOTAL BEGININNG BALANCE		**84,693**	**84,693**	**85,977**	**85,977**	**86,297**
MISCELLANEOUS REVENUE						
408 000 148 361 11 00 00	INVESTMENT INTEREST	100	638	400	261	400
408 000 148 361 30 00 00	GAIN/LOSS ON INVESTMEN	0	539	0	(48)	0
TOTAL MISCELLANEOUS REVENUE		**100**	**1,177**	**400**	**213**	**400**
TOTAL ACTUAL REVENUE		**100**	**1,177**	**400**	**213**	**400**
OTHER FINANCING SOURCES						
OPERATING TRANSFERS IN						
408 000 148 397 35 00 42	OP TRF 400/ L9400012	0	0	0	0	0
408 000 148 397 35 00 43	OP TRF FR 400/ L9700039	38,600	38,600	38,600	38,600	38,600
408 000 148 397 35 00 44	OP TRF FR 400/ L1200009	44,100	44,100	44,100	44,100	44,100
TOTAL OPERATING TRANSFER IN		**82,700**	**82,700**	**82,700**	**82,700**	**82,700**
TOTAL OTHER FINANCING SOURCES		**82,700**	**82,700**	**82,700**	**82,700**	**82,700**
TOTAL ESTIMATED CITY RESOURCES		**167,493**	**168,570**	**169,077**	**168,890**	**169,397**
GRAND TOTAL SRF LOAN FUND		**167,493**	**168,570**	**169,077**	**168,890**	**169,397**

CITY OF CLARKSTON
2017 FINAL BUDGET - REVENUES
STORMWATER OPERATIONS / MAINTENANCE FUND
JANUARY 1, 2017

LINE ITEM	DESCRIPTION	2015 BUDGET	2015 ACTUAL	2016 BUDGET	2016 ACTUAL	2017 ESTIMATE
409 000 049 308 80 00 00	**UNRESERVED BEG BALANCE**	**38,643**	**38,643**	**29,377**	**29,377**	**27,052**
	STATE GRANTS FUNDS					
409 000 049 334 03 10 00	DOE GRANT	0	5,427	0	0	0
	TOTAL GRANTS	**0**	**5,427**	**0**	**0**	**0**
	CHARGES FOR GOODS & SERVICES					
409 000 049 343 10 10 00	CITY CHARGES	290,000	286,280	285,000	287,060	285,000
	TOTAL CHARGES FOR GOODS & SERVICES	**290,000**	**286,280**	**285,000**	**287,060**	**285,000**
	FINES & FORFEITS					
	NON-COURT FINES & PENALTIES					
409 000 049 359 90 00 00	LATE CHARGES, PENALTIES	8,000	12,370	8,000	10,645	6,000
	TOTAL FINES & FORFEITS	**8,000**	**12,370**	**8,000**	**10,645**	**6,000**
	MISCELLANEOUS REVENUES					
409 000 049 361 11 00 00	INVESTMENT INTEREST	100	591	200	429	200
409 000 049 361 30 00 00	GAIN/LOSS ON INVESTMENT	0	372	0	(102)	0
409 000 049 369 90 00 00	OTHER MISC REVENUE	0	0	0	0	0
	TOTAL MISCELLANEOUS REVENUE	**100**	**963**	**200**	**327**	**200**
	TOTAL ACTUAL REVENUES	**298,100**	**305,040**	**293,200**	**298,032**	**291,200**
	OTHER FINANCING SOURCES					
	OPERATING TRANSFERS IN					
409 000 049 397 35 00 10	OP TRF IN FROM 001	0	0	0	0	0
	TOTAL OPERATING TRANSFERS IN	**0**	**0**	**0**	**0**	**0**
	TOTAL OTHER FINANCING SOURCES	**0**	**0**	**0**	**0**	**0**

CITY OF CLARKSTON
2017 FINAL BUDGET - REVENUES
STORMWATER OPERATIONS / MAINTENANCE FUND
JANUARY 1, 2017

LINE ITEM	DESCRIPTION	2015 BUDGET	2015 ACTUAL	2016 BUDGET	2016 ACTUAL	2017 ESTIMATE
TOTAL ESTIMATED CITY RESOURCES		**336,743**	**343,683**	**322,577**	**327,409**	**318,252**
NON REVENUES						
INTERFUND LOAN RECEIPTS						
409 999 049 381 20 00 00	I/F LOAN FROM 001/CE	30,000	0	0	0	0
TTL INTERFUND LOAN RECEIPTS		**30,000**	**0**	**0**	**0**	**0**
AGENCY DEPOSITS						
409 999 049 386 00 00 00	DUE TO DOR, EXCISE TAXES	0	0	0	0	0
TOTAL AGENCY DEPOSITS		**0**	**0**	**0**	**0**	**0**
OTHER NON-REVENUES						
409 000 049 389 00 00 00	REIMBURSE FR INTERLOCAL	80,000	31,439	90,000	32,931	60,000
409 000 049 389 10 00 00	CAPITAL GRANT MATCH	0	0	0	11,440	0
TOTAL OTHER NON REVENUES		**80,000**	**31,439**	**90,000**	**44,371**	**60,000**
TOTAL NON REVENUES		**110,000**	**31,439**	**90,000**	**44,371**	**60,000**
GRAND TOTAL STORMWATER O & M FUND		**446,743**	**375,122**	**412,577**	**371,780**	**378,252**

CITY OF CLARKSTON
2017 FINAL BUDGET - REVENUES
SANITATION OPERATIONS / MAINTENANCE FUND
JANUARY 1, 2017

LINE ITEM	DESCRIPTION	2015 BUDGET	2015 ACTUAL	2016 BUDGET	2016 ACTUAL	2017 ESTIMATE
410 000 150 308 80 00 00	**UNRESERVED BEG BALANCE**	**37,660**	**37,660**	**59,843**	**59,843**	**97,707**
	CHARGES FOR GOODS & SERVICES					
410 000 150 343 70 01 00	CITY CHARGES	1,056,000	1,065,106	1,144,000	1,157,541	1,173,000
410 000 150 343 70 03 00	SALE OF RECYCLABLES	4,000	2,913	2,000	4,879	2,000
	TOTAL CHARGES FOR GOODS & SERVICES	**1,060,000**	**1,068,019**	**1,146,000**	**1,162,420**	**1,175,000**
	FINES & FORFEITS					
	NON-COURT FINES & PENALTIES					
410 000 150 359 90 00 00	LATE CHARGES, PENALTIES	12,000	12,371	8,000	10,646	6,000
	TOTAL FINES & FORFEITS	**12,000**	**12,371**	**8,000**	**10,646**	**6,000**
	MISCELLANEOUS REVENUES					
410 000 150 361 11 00 00	INVESTMENT INTEREST	400	488	300	650	300
410 000 150 361 30 00 00	GAIN/LOSS ON INVESTMENT	0	351	0	(102)	0
410 000 150 369 90 00 00	OTHER MISC REVENUE	0	0	0	0	0
410 000 150 369 90 04 00	AWC RETRO REBATE	0	0	0	0	0
	TOTAL MISCELLANEOUS REVENUE	**400**	**839**	**300**	**548**	**300**
	TOTAL ACTUAL REVENUES	**1,072,400**	**1,081,229**	**1,154,300**	**1,173,614**	**1,181,300**
	OTHER FINANCING SOURCES					
	PROCEEDS OF LONG TERM DEBT					
410 000 150 391 50 00 00	CAPTIAL LEASE - PROCEEDS	0	0	0	0	0
410 000 150 391 90 00 00	LOCAL Loan Proceeds	0	0	0	0	0
	TOTAL PROCEEDS OF LT DEBT	**0**	**0**	**0**	**0**	**0**

CITY OF CLARKSTON
2017 FINAL BUDGET - REVENUES
SANITATION OPERATIONS / MAINTENANCE FUND
JANUARY 1, 2017

LINE ITEM	DESCRIPTION	2015 BUDGET	2015 ACTUAL	2016 BUDGET	2016 ACTUAL	2017 ESTIMATE
DISPOSITION OF FIXED ASSETS						
410 000 150 395 10 00 00	SALE OF FIXED ASSETS	0	0	0	0	0
410 000 150 398 00 00 00	INSURANCE RECOVERIES	0	0	0	4,504	0
TOTAL DISPOSITION OF FIXED ASSETS		**0**	**0**	**0**	**4,504**	**0**
OPERATING TRANSFERS IN						
410 000 150 397 00 00 00	OP TRF IN FROM 411	0	0	0	0	0
410 000 150 397 37 00 50	OP TRF FROM 016	30,300	30,300	0	0	0
TOTAL OPERATING TRANSFERS IN		**30,300**	**30,300**	**0**	**0**	**0**
TOTAL OTHER FINANCING SOURCES		**30,300**	**30,300**	**0**	**4,504**	**0**
TOTAL ESTIMATED CITY RESOURCES		**1,140,360**	**1,149,189**	**1,214,143**	**1,237,961**	**1,279,007**
NON REVENUES						
I/F LOAN						
410 999 150 381 20 00 10	INTERFUND LOAN	0	0	0	0	0
TOTAL I/F LOANS		**0**	**0**	**0**	**0**	**0**
AGENCY DEPOSITS						
410 999 150 386 00 00 00	DUE TO DOR, EXCISE TAXES	34,000	37,870	34,500	40,869	41,000
TOTAL AGENCY DEPOSITS		**34,000**	**37,870**	**34,500**	**40,869**	**41,000**
TOTAL NON REVENUES		**34,000**	**37,870**	**34,500**	**40,869**	**41,000**
GRAND TOTAL SANITATION O & M FUND		**1,174,360**	**1,187,059**	**1,248,643**	**1,278,830**	**1,320,007**

CITY OF CLARKSTON
2017 FINAL BUDGET - REVENUES
SANITATION EQUIPMENT RESERVE
JANUARY 1, 2017

LINE ITEM	DESCRIPTION	2015 BUDGET	2015 ACTUAL	2016 BUDGET	2016 ACTUAL	2017 ESTIMATE
411 000 151 308 00 00 00	**EST BEGINNING BALANCE**	**1,350**	**1,350**	**1,366**	**1,366**	**21,375**
	MISCELLANEOUS REVENUE					
411 000 151 361 11 00 00	INVESTMENT INTEREST	300	9	50	10	50
411 000 151 361 30 00 00	GAIN/LOSS ON INVESTMENT	0	7	0	(1)	0
	TOTAL MISCELLANEOUS REVENUE	**300**	**16**	**50**	**9**	**50**
	TOTAL ACTUAL REVENUE	**300**	**16**	**50**	**9**	**50**
	OTHER FINANCING SOURCES					
	DISPOSITION OF FIXED ASSETS					
411 000 151 395 10 00 00	SALES OF FIXED ASSETS	0	0	0	0	0
	TTL DISPOSITION OF FIXED ASSETS	**0**	**0**	**0**	**0**	**0**
	OPERATING TRANSFERS IN					
411 000 151 397 37 00 10	OP TRF IN/ 410	20,000	0	20,000	20,000	20,000
	TOTAL OPERATING TRANSFERS IN	**20,000**	**0**	**20,000**	**20,000**	**20,000**
	TOTAL OTHER FINANCING SOURCES	**20,000**	**0**	**20,000**	**20,000**	**20,000**
	TOTAL ESTIMATED CITY RESOURCES	**21,650**	**1,366**	**21,416**	**21,375**	**41,425**
	GRAND TOTAL SANITATION EQUIP RESERVE	**21,650**	**1,366**	**21,416**	**21,375**	**41,425**

CITY OF CLARKSTON
2017 FINAL BUDGET - REVENUES
AGENCY FUND - TRUST ACCOUNT
JANUARY 1, 2017

LINE ITEM	DESCRIPTION	2015 BUDGET	2015 ACTUAL	2016 BUDGET	2016 ACTUAL	2017 ESTIMATE
635 000 260 308 00 00 00	**EST BEGINNING BALANCE**	**0**	**(6,615)**	**0**	**(4,532)**	**(4,497)**
	NON REVENUES					
	AGENCY DEPOSITS					
635 999 260 386 01 00 00	DUE TO ST, BLDG PERMIT	0	481	0	410	0
635 999 260 386 10 00 00	DUE TO ASOTIN CO, CRIME VICT	0	1,231	0	1,116	0
635 999 260 386 82 00 00	VEHCILE FRAUD	0	58		49	
635 999 260 386 83 00 00	TRAUMA CARE	0	1,043	0	858	0
635 999 260 386 83 31 00	AUTO THEFT PREVENTION	0	2,044	0	1,683	0
635 999 260 386 83 32 00	TRAUMATIC BRAIN INJURY	0	359	0	287	0
635 999 260 386 88 00 00	PSEA 3	0	363	0	504	0
635 999 260 386 89 09 00	CRIME LAB- ST PATROL	0	583	0	456	0
635 999 260 386 89 12 00	ACCESSIBLE COMMUNITIES	0	0	0	100	0
635 999 260 386 89 13 00	MULTIMODAL TRANSPORTATION	0	0	0	100	0
635 999 260 386 89 14 00	HIWAY SAFETY ACCOUNT	0	152	0	97	0
635 999 260 386 89 15 00	CRIME LAB - BREATH	0	102	0	80	0
635 999 260 386 91 00 00	PUBLIC SAFETY & EDUCATION	0	21,162	0	18,350	0
635 999 260 386 91 01 00	LITTER CONTROL	0	0	0	0	0
635 999 260 386 92 00 00	PUBLIC SAFETY & ED ASSESS	0	12,175	0	10,066	0
635 999 260 386 96 01 00	ST PATROL BREATH TEST PRG	0	0	0	0	0
635 999 260 386 96 03 00	ST PATROL HIWAY ACCOUNT	0	0	0	0	0
635 999 260 386 97 00 00	JUDICIAL INFO SYSTEM	0	3,756	0	3,704	0
635 999 260 386 99 00 00	SCHOOL ZONE SAFETY	0	34	0	226	0
635 999 260 389 15 00 00	LAW LIBRARY	0	0	0	22	0
	TOTAL AGENCY DEPOSITS	**0**	**43,543**	**0**	**38,108**	**0**
	OTHER NON REVENUES					
635 999 260 389 51 00 00	TEMP CHANGE FUND	0	0	0	0	0
	TOTAL OTHER NON REVENUES	**0**	**0**	**0**	**0**	**0**

CITY OF CLARKSTON
2017 FINAL BUDGET - REVENUES
AGENCY FUND - TRUST ACCOUNT
JANUARY 1, 2017

LINE ITEM	DESCRIPTION	2015 BUDGET	2015 ACTUAL	2016 BUDGET	2016 ACTUAL	2017 ESTIMATE
	TOTAL NON REVENUES	**0**	**43,543**	**0**	**38,108**	**0**
	GRAND TOTAL AGENCY DEPOSITS	**0**	**36,928**	**0**	**33,576**	**(4,497)**
	TOTAL REVENUES - ALL FUNDS	**17,874,950**	**18,433,379**	**16,912,831**	**16,852,763**	**17,470,478**

CITY OF CL RKSTON
2017 FINAL BUDGET - EXPENDITURES
CURRENT EXPENSE FUND
JANUARY 1, 2017

LINE ITEM	DESCRIPTION	2015 BUDGET	2015 ACTUAL	2016 BUDGET	2016 ACTUAL	2017 BUDGET
	GENERAL GOVERNMENTAL SERVICES					
	LEGISLATIVE					
	PUBLICATION SERVICES					
001 000 010 511 30 31 30	CODIFICATION	3,000	2,813	2,500	3,085	3,500
001 000 010 511 30 41 80	ADVERTISING, LEGAL PUB.	500	1,084	500	739	800
	TOTAL PUBLICATION SERVICES	**3,500**	**3,897**	**3,000**	**3,824**	**4,300**
	SALARIES & WAGES					
001 000 010 511 60 10 00	COUNCIL SALARY	21,000	20,320	21,000	20,917	21,000
	TOTAL SALARIES & WAGES	**21,000**	**20,320**	**21,000**	**20,917**	**21,000**
	PERSONNEL BENEFITS					
001 000 010 511 60 21 00	FICA/MED AID	1,650	1,555	1,650	1,601	1,650
001 000 010 511 60 24 00	INDUSTRIAL INSURANCE	200	172	200	203	200
001 000 010 511 60 26 40	LIFE INSURANCE	800	623	800	718	800
	TOTAL PERSONNEL BENEFITS	**2,650**	**2,350**	**2,650**	**2,522**	**2,650**
	SUPPLIES					
001 000 010 511 60 31 10	OFFICE SUPPLIES	500	238	500	122	500
	TOTAL SUPPLIES	**500**	**238**	**500**	**122**	**500**
	OTHER SERVICES & CHARGES					
001 000 010 511 60 41 90	OTHER PROFESSIONAL SVCS	0	0	0	0	0
001 000 010 511 60 43 00	TRAVEL, MEALS, LODGING	1,500	43	1,500	0	1,500
001 000 010 511 60 49 40	MEETING REGISTRATION	1,000	180	1,000	0	1,000
	TOTAL OTHER SERVICES & CHARGES	**2,500**	**223**	**2,500**	**0**	**2,500**
	TOTAL LEGISLATIVE	**30,150**	**27,028**	**29,650**	**27,385**	**30,950**

CITY OF CL. .KSTON
2017 FINAL BUDGET - EXPENDITURES
CURRENT EXPENSE FUND
JANUARY 1, 2017

LINE ITEM	DESCRIPTION	2015 BUDGET	2015 ACTUAL	2016 BUDGET	2016 ACTUAL	2017 BUDGET
	JUDICIAL					
	OTHER SERVICES & CHARGES					
001 000 020 512 50 49 21	JURY FEES	1,000	240	1,000	0	500
	TOTAL OTHER SERVICES & CHARGES	**1,000**	**240**	**1,000**	**0**	**500**
	INTERGOVERNMENTAL SERVICES					
001 000 020 512 50 51 00	MUNICIPAL COURT, COUNTY	100,000	69,615	90,000	77,430	85,000
	TOTAL INTERGOVERNMENTAL SERVICES	**100,000**	**69,615**	**90,000**	**77,430**	**85,000**
	TOTAL JUDICIAL	**101,000**	**69,855**	**91,000**	**77,430**	**85,500**

CITY OF CL .KSTON
2017 FINAL BUDGET - EXPENDITURES
CURRENT EXPENSE FUND
JANUARY 1, 2017

LINE ITEM	DESCRIPTION	2015 BUDGET	2015 ACTUAL	2016 BUDGET	2016 ACTUAL	2017 BUDGET
	EXECUTIVE					
	SALARIES& WAGES					
001 000 030 513 10 10 00	MAYOR	7,200	7,200	7,200	7,200	7,200
	TOTAL SALARIES & WAGES	**7,200**	**7,200**	**7,200**	**7,200**	**7,200**
	PERSONNEL BENEFITS					
001 000 030 513 10 21 00	FICA/MED AID	550	551	550	551	550
001 000 030 513 10 24 00	INDUSTRIAL INSURANCE	100	51	75	58	75
001 000 030 513 10 26 40	LIFE INSURANCE	110	98	110	82	110
	TOTAL PERSONNEL BENEFITS	**760**	**700**	**735**	**691**	**735**
	SUPPLIES					
001 000 030 513 10 31 10	OFFICE SUPPLIES	100	0	100	0	100
	TOTAL SUPPLIES	**100**	**0**	**100**	**0**	**100**
	OTHER SERVICES & CHARGES					
001 000 030 513 10 42 10	TELEPHONES	0	79	0	568	700
001 000 030 513 10 43 00	TRAVEL, LODGING, MEALS	800	549	1,000	661	1,000
001 000 030 513 10 49 11	AWC MEMBERSHIP	4,510	4,511	4,570	4,563	4,610
001 000 030 513 10 49 40	REGISTRATION, TUITION	500	90	500	280	500
	TOTAL OTHER SERVICES & CHARGES	**5,810**	**5,229**	**6,070**	**6,072**	**6,810**
	TOTAL EXECUTIVE	**13,870**	**13,129**	**14,105**	**13,963**	**14,845**

CITY OF CL .KSTON
2017 FINAL BUDGET - EXPENDITURES
CURRENT EXPENSE FUND
JANUARY 1, 2017

LINE ITEM	DESCRIPTION	2015 BUDGET	2015 ACTUAL	2016 BUDGET	2016 ACTUAL	2017 BUDGET
	FINANCE & RECORDS					
	SALARIES & WAGES					
001 000 040 514 10 10 00	GENERAL ADMINISTRATION	45,000	44,301	47,000	48,457	64,200
	TOTAL SALARIES & WAGES	**45,000**	**44,301**	**47,000**	**48,457**	**64,200**
	PERSONNEL BENEFITS					
001 000 040 514 20 21 00	FICA/MED AID	3,450	3,395	3,600	3,707	3,975
001 000 040 514 20 22 00	RETIREMENT	5,000	4,485	5,250	5,211	5,810
001 000 040 514 20 23 00	UNEMPLOYMENT COMP	0	0	0	0	0
001 000 040 514 20 24 00	INDUSTRIAL INSURANCE	230	198	360	254	400
001 000 040 514 20 26 10	HEALTH INS	6,960	6,937	6,900	7,111	10,250
001 000 040 514 20 26 20	DENTAL	700	690	700	696	730
001 000 040 514 20 26 30	VISION INSURANCE	120	108	110	108	175
001 000 040 514 20 26 40	LIFE INSURANCE	150	120	125	120	170
	TOTAL PERSONNEL BENEFITS	**16,610**	**15,933**	**17,045**	**17,207**	**21,510**
	SUPPLIES					
001 000 040 514 20 31 10	OFFICE SUPPLIES	4,000	2,207	4,000	2,684	4,000
001 000 040 514 20 31 20	RECEIPTS, FORMS, CHECKS	1,200	1,239	1,200	968	1,200
001 000 040 514 20 31 30	PUBLICATIONS	100	45	100	0	100
001 000 040 514 20 31 50	MAINTENANCE SUPPLIES	800	340	800	585	800
001 000 040 514 20 31 60	OPERATING SUPPLIES	800	916	1,000	220	1,000
001 000 040 514 20 35 00	SMALL TOOLS, MINOR EQUIP	4,100	3,332	1,500	2,092	1,500
	TOTAL SUPPLIES	**11,000**	**8,079**	**8,600**	**6,549**	**8,600**
	OTHER SERVICES & CHARGES					
001 000 040 514 20 41 40	CLEANING & MAINTENANCE	10,000	9,290	10,500	8,400	10,500
001 000 040 514 20 41 70	MEDICAL SERVICES, DRUG TEST	100	0	100	0	100
001 000 040 514 20 41 80	ADVERTISING	0	0	0	0	200
001 000 040 514 20 43 00	TRAVEL, LODGING, MEALS	3,000	1,148	3,000	1,407	4,000
001 000 040 514 20 47 10	ELECTRICITY, GAS	7,000	6,524	7,500	6,346	7,500
001 000 040 514 20 47 20	WATER	400	324	400	335	400
001 000 040 514 20 47 32	STORMWATER	250	249	260	249	260
001 000 040 514 20 48 10	BUILDING MAINTENANCE	2,500	5,365	2,500	1,787	2,500
001 000 040 514 20 48 30	EQUIPMENT REPAIR & MAINT	5,500	5,078	6,000	4,056	6,000

CITY OF CL. ..KSTON
2017 FINAL BUDGET - EXPENDITURES
CURRENT EXPENSE FUND
JANUARY 1, 2017

LINE ITEM	DESCRIPTION	2015 BUDGET	2015 ACTUAL	2016 BUDGET	2016 ACTUAL	2017 BUDGET
001 000 040 514 20 49 10	DUES, SUBSCRIPTIONS	500	501	500	424	500
001 000 040 514 20 49 40	REGISTRATION, TUITION	1,100	558	1,100	880	1,500
	TOTAL OTHER SERVICES & CHARGES	**30,350**	**29,037**	**31,860**	**23,884**	**33,460**
	FINANCIAL SERVICES					
001 000 040 514 20 49 30	BANK FEES	2,500	2,854	2,500	2,614	3,000
001 000 040 514 23 41 90	FINANCIAL CONSULTANT	0	0	0	0	0
001 000 040 514 23 51 30	STATE AUDITOR EXAM	10,000	0	12,000	11,024	0
	TOTAL FINANCIAL SERVICES	**12,500**	**2,854**	**14,500**	**13,638**	**3,000**
	ELECTION SERVICES					
001 000 040 514 40 51 00	ELECTION EXPENSES	5,500	4,910	2,000	1,606	5,000
	TOTAL	**5,500**	**4,910**	**2,000**	**1,606**	**5,000**
	RISK MANAGEMENT					
001 000 040 514 78 49 00	JUDGEMENTS & DAMAGES	0	0	0	0	0
	TOTAL RISK MANAGEMENT	**0**	**0**	**0**	**0**	**0**
	OTHER ADMIN SVCS, LICENSING					
001 000 040 514 81 31 20	LICENSES, PERMITS	1,000	759	1,000	97	1,000
	TOTAL OTHER ADMIN SVCS, LICENSING	**1,000**	**759**	**1,000**	**97**	**1,000**
	CAPITAL OUTLAY					
001 000 040 594 14 61 00	LAND ACQUISITION	0	0	0	0	0
001 000 040 594 14 62 00	BUILDINGS & STRUCTURES	0	0	0	0	0
001 000 040 594 14 63 00	OTHER IMP., REAL PROP	0	0	0	0	0
001 000 040 594 14 64 20	OFFICE EQUIPMENT	4,300	0	5,500	5,508	16,500
001 000 040 594 14 64 30	OFFICE FURNITURE	0	0	0	0	0
	TOTAL CAPITAL OUTLAY	**4,300**	**0**	**5,500**	**5,508**	**16,500**
TOTAL FINANCE & RECORDS		**126,260**	**105,873**	**127,505**	**116,946**	**153,270**

CITY OF CL..KSTON
2017 FINAL BUDGET - EXPENDITURES
CURRENT EXPENSE FUND
JANUARY 1, 2017

LINE ITEM	DESCRIPTION	2015 BUDGET	2015 ACTUAL	2016 BUDGET	2016 ACTUAL	2017 BUDGET
	LEGAL					
	SUPPLIES					
001 000 050 515 30 31 10	OFFICE SUPPLIES	100	0	100	146	100
001 000 050 515 30 31 20	FORMS, RECEIPTS	0	0	0	0	0
	TOTAL SUPPLIES	**100**	**0**	**100**	**146**	**100**
	OTHER SERVICES & CHARGES					
001 000 050 515 30 41 21	ARBITRATION	0	0	0	0	0
001 000 050 515 30 41 50	CITY ATTORNEY, CONTRACT	83,300	83,380	101,000	101,184	95,000
001 000 050 515 30 41 52	SPECIAL LEGAL SERVICES	150,000	161,631	50,000	16,779	10,000
001 000 050 515 30 41 53	VICTIM/WITNESS COORDINATOR	15,200	15,003	15,200	15,000	15,200
001 000 050 515 30 41 60	MESSENGER SERVICE	0	0	0	279	300
001 000 050 515 30 43 00	TRAVEL, MEALS, LODGING'	0	0	0	358	500
001 000 050 515 30 49 40	REGISTRATION, TUITION	0	0	0	290	300
001 000 050 515 30 49 20	FILING, RECORDING, WITNESS	0	0	0	0	0
	TOTAL OTHER SERVICES & CHARGES, CIVIL	**248,500**	**260,014**	**166,200**	**133,890**	**121,300**
	INDIGENT DEFENSE SERVICES					
001 000 050 515 93 41 50	PUBLIC DEFENDER CONTRACT	36,000	36,000	40,200	40,200	41,400
001 000 050 515 93 41 51	CONFLICT PUBLIC DEFENDER	10,000	9,120	10,000	6,893	10,000
001 000 050 515 93 49 20	FILING, RECORDING, WITNESS FE	0	143	0	0	0
001 000 050 515 93 41 90	INDIGENT DEFENSE, OTHER EXP	0	0	0	601	500
	TOTAL INDIGENT DEFENSE SERVICES	**46,000**	**45,263**	**50,200**	**47,694**	**51,900**
	TOTAL LEGAL	**294,600**	**305,277**	**216,500**	**181,730**	**173,300**

CITY OF CL RKSTON
2017 FINAL BUDGET - EXPENDITURES
CURRENT EXPENSE FUND
JANUARY 1, 2017

LINE ITEM	DESCRIPTION	2015 BUDGET	2015 ACTUAL	2016 BUDGET	2016 ACTUAL	2017 BUDGET
EMPLOYEE BENEFIT PROGRAMS (WELLNESS)						
	SUPPLIES					
001 000 057 517 90 31 10	OFFICE SUPPLIES	100	0	100	0	100
001 000 057 517 90 31 20	RECEIPTS, FORMS, CHECKS	200	97	200	0	200
001 000 057 517 90 31 60	OPERATING SUPPLIES	400	33	400	523	400
	TOTAL SUPPLIES	**700**	**130**	**700**	**523**	**700**
	OTHER SERVICES & CHARGES					
001 000 057 517 90 41 90	OTHER PROFESSIONAL SVCS	0	0	0	0	0
001 000 057 517 90 43 00	TRAVEL, LODGING, MEALS	0	0	0	0	0
	TOTAL OTHER SERVICES & CHARGES	**0**	**0**	**0**	**0**	**0**
	TOTAL PERSONNEL	**700**	**130**	**700**	**523**	**700**

CITY OF CL RKSTON
2017 FINAL BUDGET - EXPENDITURES
CURRENT EXPENSE FUND
JANUARY 1, 2017

LINE ITEM	DESCRIPTION	2015 BUDGET	2015 ACTUAL	2016 BUDGET	2016 ACTUAL	2017 BUDGET
OTHER GEN GOVERNMENTAL SERVICES						
OTHER SERVICES & CHARGES						
001 000 059 517 60 41 91	WORKER'S COMP MGMT	4,000	4,365	5,000	6,145	5,000
001 000 059 518 10 41 20	MANAGEMENT CONSULTING	8,000	10,476	8,000	8,463	8,000
001 000 059 518 10 41 80	ADVERTISING	200	0	200	216	200
001 000 059 518 30 46 00	INSURANCE, PROPERTY	80,000	18,449	19,000	18,358	19,000
001 000 059 518 90 46 00	INSURANCE, LIABILITY	0	60,586	65,000	63,999	71,000
001 000 059 518 70 45 20	EQUIP LEASE, COPIER	6,500	5,288	6,000	5,249	6,000
001 000 059 518 80 42 10	TELEPHONES, FAX	12,000	10,793	12,000	9,195	10,000
001 000 059 518 80 42 12	WEB SITE	1,100	750	1,100	1,160	1,000
001 000 059 518 80 42 13	RECORDS / EMAIL MANAGEMENT	0	0	0	0	10,000
001 000 059 518 80 42 20	POSTAGE	4,500	3,625	4,800	2,816	4,500
001 000 059 518 90 49 12	CHAMBER MEMBERSHIP	400	0	400	0	400
001 000 059 518 90 49 13	MEMBERSHIP,OTHER	400	250	400	15	400
001 000 059 519 20 00 00	JUDGEMENTS, SETTLEMENTS	75,000	75,000	0	0	0
001 000 059 519 90 48 30	EQUIPMENT REPAIR	0	194	0	259	0
001 000 059 544 40 51 14	MPO MEMBERSHIP	3,000	2,134	2,500	2,052	2,500
TOTAL OTHER SERVICES & CHARGES		**195,100**	**191,910**	**124,400**	**117,927**	**138,000**
INTERGOVERNMENTAL SERVICES						
001 000 059 525 60 51 00	EMERGENCY SERVICES, ASOTIN (	6,500	6,500	6,500	6,500	6,500
001 000 059 557 30 51 02	VALLEY VISION	0	0	0	0	5,000
001 000 059 557 30 51 03	SWEDA	300	275	300	275	300
001 000 059 562 41 90 00	PUBLIC HEALTH	0	0	14,710	14,710	18,000
001 000 059 566 11 50 00	COUNTY ALCOHOL ADMIN (2%)	1,500	1,659	1,500	1,921	1,700
TOTAL INTERGOVERNMENTAL SERVICES		**8,300**	**8,434**	**23,010**	**23,406**	**31,500**
TOTAL OTHER GENERAL GOVERNMENTAL SERVICES		**203,400**	**200,344**	**147,410**	**141,333**	**169,500**
TOTAL GENERAL GOVERNMENTAL SERVICES		**769,980**	**721,636**	**626,870**	**559,310**	**628,065**

CITY OF CLARKSTON
2017 FINAL BUDGET - EXPENDITURES
CURRENT EXPENSE FUND
JANUARY 1, 2017

LINE ITEM	DESCRIPTION	2015 BUDGET	2015 ACTUAL	2016 BUDGET	2016 ACTUAL	2017 BUDGET
	SECURITY OF PERSONS & PROPERTY					
	LAW ENFORCEMENT					
	SALARIES & WAGES					
001 000 060 521 10 10 00	ADMINISTRATION	146,000	151,889	154,000	154,901	163,400
001 000 060 521 10 10 10	OVERTIME	55,000	50,550	57,200	54,595	55,000
001 000 060 521 10 11 00	SERGEANTS	218,600	220,536	223,000	227,769	233,100
001 000 060 521 10 12 00	POLICE OFFICERS	475,000	452,209	505,000	466,599	516,300
001 000 060 521 10 13 00	SUPPORT, RECORDS	60,100	61,389	63,500	65,362	83,650
001 000 060 521 10 15 00	OFFICER,NARCOTICS	67,000	65,830	71,000	73,091	69,900
001 000 060 521 10 16 00	RESERVES	11,000	6,373	11,000	7,076	11,000
	TOTAL SALARIES	**1,032,700**	**1,008,776**	**1,084,700**	**1,049,393**	**1,132,350**
	PERSONNEL BENEFITS					
001 000 060 517 21 26 11	OTHER MED COST (LEOFF I)	7,500	1,276	6,000	2,421	3,000
001 000 060 517 21 26 60	LONG TERM CARE (LEOFF I)	4,200	4,085	4,400	4,562	4,800
001 000 060 517 21 26 90	HEALTH INS. RETIRED/DISABLED	102,800	97,639	82,500	87,572	86,000
001 000 060 521 10 21 00	FICA/MED AID	80,500	75,723	84,850	77,640	86,900
001 000 060 521 10 22 00	RETIREMENT	58,100	53,084	61,950	58,473	63,560
001 000 060 521 10 22 20	RESERVE RETIREMENT/DISABILIT	1,600	1,750	1,750	1,850	1,900
001 000 060 521 10 23 00	UNEMPLOYMENT	0	0	0	0	0
001 000 060 521 10 24 00	INDUSTRIAL INSURANCE	36,000	28,369	39,510	36,999	51,335
001 000 060 521 10 26 10	HEALTH INSURANCE	279,500	261,564	281,300	267,071	304,130
001 000 060 521 10 26 20	DENTAL INSURANCE	14,700	12,964	15,265	13,264	14,720
001 000 060 521 10 26 30	VISION INSURANCE	4,900	4,488	5,080	4,439	4,975
001 000 060 521 10 26 40	LIFE INSURANCE	4,800	3,948	4,730	4,072	4,600
001 000 060 521 10 26 50	DISABILITY	3,300	2,664	3,445	1,992	3,315
001 000 060 521 10 26 55	VEBA Contribution	2,400	2,400	2,400	2,700	2,400
001 000 060 521 10 27 00	UNIFORM & CLOTHING ALLOW	9,500	6,639	9,500	7,032	9,500
	TOTAL PERSONNEL BENEFITS	**609,800**	**556,593**	**602,680**	**570,087**	**641,135**
	SUPPLIES					
001 000 060 521 10 31 10	OFFICE SUPPLIES	4,500	3,078	4,500	2,998	4,500
001 000 060 521 10 31 20	FORMS, LICENSES, RECEIPTS	1,000	50	1,000	97	1,000

CITY OF CLARKSTON
2017 FINAL BUDGET - EXPENDITURES
CURRENT EXPENSE FUND
JANUARY 1, 2017

LINE ITEM	DESCRIPTION	2015 BUDGET	2015 ACTUAL	2016 BUDGET	2016 ACTUAL	2017 BUDGET
001 000 060 521 10 31 50	MAINTENANCE SUPPLIES	500	92	500	47	300
001 000 060 521 10 31 60	OPERATING SUPPLIES	4,500	2,134	4,500	4,198	4,500
001 000 060 521 10 31 62	OPER. SUPPLIES - RESERVES	1,000	250	1,000	369	1,000
001 000 060 521 10 32 00	FUEL	35,000	19,457	30,000	15,492	25,000
001 000 060 521 10 35 00	SM TOOLS, MINOR EQUIP	6,000	5,765	4,250	4,013	5,500
	TOTAL SUPPLIES	**52,500**	**30,826**	**45,750**	**27,214**	**41,800**
	OTHER SERVICES & CHARGES					
001 000 060 521 10 41 40	CLEANING, JANITORIAL	7,200	7,300	7,200	6,600	7,300
001 000 060 521 10 41 70	MEDICAL SERVICES	2,000	1,195	2,000	921	2,000
001 000 060 521 10 41 90	OTHER PROF SERVICES	1,000	1,018	1,000	1,075	2,000
001 000 060 521 10 42 10	TELEPHONES, FAX	6,000	5,184	6,000	4,612	6,000
001 000 060 521 10 42 20	POSTAGE, UPS	1,300	303	1,000	224	1,000
001 000 060 521 10 43 00	TRAVEL,MEALS, LODGING	5,000	2,648	5,000	3,912	5,000
001 000 060 521 10 45 20	COPIER LEASE	3,000	3,078	3,000	3,121	3,000
001 000 060 521 10 47 10	ELECTRICITY	10,000	9,672	10,000	9,577	10,000
001 000 060 521 10 47 20	WATER	600	673	600	747	800
001 000 060 521 10 47 30	SEWER	360	462	400	459	500
001 000 060 521 10 47 32	STORMWATER	130	129	130	118	130
001 000 060 521 10 48 10	BUILDING REPAIRS & MAINT	4,000	1,853	4,000	908	4,000
001 000 060 521 10 48 20	VEHICLE REPAIRS & MAINT	17,923	11,086	12,500	4,227	12,000
001 000 060 521 10 48 30	EQUIP REPAIRS & MAINT	2,500	1,307	2,500	769	2,500
001 000 060 521 10 49 10	DUES, SUBSCRIP., MMBRSHIP	500	230	500	2,066	500
001 000 060 521 10 49 31	CIVIL SERVICE	1,500	2,013	1,500	2,000	1,500
001 000 060 521 10 49 40	REGISTRATION, TUITION	2,000	629	2,000	1,955	2,000
001 000 060 521 10 49 41	TUITION REIMBURSEMENT	2,500	0	2,500	0	2,500
	TOTAL OTHER SERVICES & CHARGES	**67,513**	**48,780**	**61,830**	**43,291**	**62,730**
	D A R E SALARIES & WAGES					
001 000 060 521 30 10 00	D A R E OFFICER (50%)	33,000	0	0	0	0
001 000 060 521 30 10 10	D A R E OVERTIME	3,500	0	0	0	0
	TOTAL D A R E SALARIES & WAGES	**36,500**	**0**	**0**	**0**	**0**

CITY OF CL RKSTON
2017 FINAL BUDGET - EXPENDITURES
CURRENT EXPENSE FUND
JANUARY 1, 2017

LINE ITEM	DESCRIPTION	2015 BUDGET	2015 ACTUAL	2016 BUDGET	2016 ACTUAL	2017 BUDGET
	D A R E PERSONNEL BENEFITS					
001 000 060 521 30 21 00	FICA/MED AID	2,700	0	0	0	0
001 000 060 521 30 22 00	RETIREMENT	1,850	0	0	0	0
001 000 060 521 30 24 00	INDUSTRIAL INSURANCE	1,300	0	0	0	0
001 000 060 521 30 26 10	HEALTH INSURANCE	11,000	0	0	0	0
001 000 060 521 30 26 20	DENTAL INSURANCE	465	0	0	0	0
001 000 060 521 30 26 30	VISION INSURANCE	180	0	0	0	0
001 000 060 521 30 26 40	LIFE INSURANCE	130	0	0	0	0
001 000 060 521 30 26 50	DISABILITY INSURANCE	150	0	0	0	0
	TOTAL D A R E PERSONNEL BENEFITS	**17,775**	**0**	**0**	**0**	**0**
	FACILITIES					
001 000 060 521 50 45 20	EQUIP LEASE, SPILLMAN SYST.	0	0	0	0	0
	TOTAL FACILITIES	**0**	**0**	**0**	**0**	**0**
	DETENTION / CORRECTION					
001 000 060 523 60 41 70	PRISONER MEDICAL	2,000	1,950	2,000	750	2,000
001 000 060 523 60 51 00	PRISONER ROOM & BOARD	80,000	62,376	75,000	53,911	75,000
001 000 060 523 60 51 10	HOME MONITORING	0	300	0	0	0
	TOTAL DETENTION / CORRECTION	**82,000**	**64,626**	**77,000**	**54,661**	**77,000**
	COMMUNICATION, ALARMS, DISPATCH					
001 000 060 528 60 51 00	DISPATCH CONTRACT	66,500	66,586	34,000	37,086	45,000
001 000 060 528 60 51 10	TELETYPE CONTRACT, WSP	2,500	1,602	2,500	1,602	2,500
	TOTAL COMMUNICATION, ALARMS, DISPATCH	**69,000**	**68,188**	**36,500**	**38,688**	**47,500**
	CAPITAL OUTLAY					
001 000 060 594 21 62 00	BUILDINGS & STRUCTURES	0	0	0	0	0
001 000 060 594 21 63 00	OTHER IMPROVEMENTS TO PROP	18,600	18,563	0	0	0
001 000 060 594 21 64 10	VEHICLES	34,500	34,230	35,500	35,282	38,000
001 000 060 594 21 64 20	OFFICE EQUIPMENT	0	0	0	0	0
001 000 060 594 21 64 90	OTHER EQUIPMENT	1,750	0	1,000	0	0
	TOTAL CAPITAL OUTLAY	**54,850**	**52,793**	**36,500**	**35,282**	**38,000**
	TOTAL LAW ENFORCEMENT	**2,022,638**	**1,830,582**	**1,944,960**	**1,818,616**	**2,040,515**

CITY OF CL. .KSTON
2017 FINAL BUDGET - EXPENDITURES
CURRENT EXPENSE FUND
JANUARY 1, 2017

LINE ITEM	DESCRIPTION	2015 BUDGET	2015 ACTUAL	2016 BUDGET	2016 ACTUAL	2017 BUDGET
	ANIMAL CONTROL					
	SALARIES & WAGES					
001 000 061 554 30 10 00	ANIMAL CONTROL	18,000	13,803	17,000	11,526	0
	TOTAL SALARIES & WAGES	**18,000**	**13,803**	**17,000**	**11,526**	**0**
	SUPPLIES					
001 000 061 554 30 31 60	OPERATING SUPPLIES	250	0	250	15	250
	TOTAL SUPPLIES	**250**	**0**	**250**	**15**	**250**
	OTHER SERVICES & CHARGES					
001 000 061 554 30 47 10	ELECTRICITY, GAS	2,500	2,476	2,500	1,424	2,500
001 000 061 554 30 47 20	WATER	0	0	0	0	0
001 000 061 554 30 48 10	BLDG REPAIRS & MAINTENANCE	250	370	250	0	250
001 000 061 554 30 49 30	SHELTER SERVICES - LEWIS CLAF	25,000	27,083	25,000	25,000	27,000
	TOTAL OTHER SERVICES & CHARGES	**27,750**	**29,929**	**27,750**	**26,424**	**29,750**
	TOTAL ANIMAL CONTROL	**46,000**	**43,732**	**45,000**	**37,965**	**30,000**
	TOTAL LAW ENFORCEMENT, ALL	**2,068,638**	**1,874,314**	**1,989,960**	**1,856,581**	**2,070,515**

CITY OF CL. .KSTON
2017 FINAL BUDGET - EXPENDITURES
CURRENT EXPENSE FUND
JANUARY 1, 2017

LINE ITEM	DESCRIPTION	2015 BUDGET	2015 ACTUAL	2016 BUDGET	2016 ACTUAL	2017 BUDGET
	FIRE CONTROL					
	SALARIES & WAGES					
001 000 080 522 10 10 00	FIRE CHIEF (70%)	51,300	51,256	53,000	53,836	54,932
001 000 080 522 10 10 10	OVERTIME	43,000	50,181	45,000	50,053	51,000
001 000 080 522 10 11 00	FIRE CAPTAINS	147,405	142,691	151,135	175,994	159,500
001 000 080 522 10 12 00	FIREFIGHTERS / EMT'S	248,975	237,628	256,460	204,103	132,585
001 000 080 522 10 13 00	SECRETARY	24,840	24,198	25,235	24,728	25,500
001 000 080 522 10 15 00	VOLUNTEERS	26,000	16,255	25,000	12,715	24,000
001 000 080 522 10 16 00	RESERVES	60,000	58,276	60,000	65,661	48,000
	TOTAL SALARIES & WAGES	**601,520**	**580,485**	**615,830**	**587,090**	**495,517**
	PERSONNEL BENEFITS					
001 000 080 517 22 26 11	OTHER MED COSTS, LEOFF I	6,000	1,138	6,000	2,143	6,000
001 000 080 517 22 26 60	LONG TERM CARE (LEOFF I)	4,065	4,148	4,400	4,619	4,800
001 000 080 517 22 26 90	HEALTH INS / RETIRED	47,750	46,161	47,000	43,428	45,000
001 000 080 522 10 21 00	FICA / MED AID	46,290	43,632	47,500	42,449	37,515
001 000 080 522 10 22 00	RETIREMENT	33,475	33,569	32,335	33,862	29,715
001 000 080 522 10 22 20	RETIREMENT / VOLUNTEERS	1,200	315	900	553	800
001 000 080 522 10 23 00	UNEMPLOYMENT	2,500	0	2,000	0	2,000
001 000 080 522 10 24 00	INDUSTRIAL INSURANCE	34,075	26,147	32,000	31,337	31,500
001 000 080 522 10 26 10	HEALTH INSURANCE	96,340	88,925	120,070	95,627	114,030
001 000 080 522 10 26 20	DENTAL INSURANCE	6,575	6,147	6,380	5,370	4,740
001 000 080 522 10 26 30	VISION INSURANCE	1,810	1,755	1,810	1,656	1,750
001 000 080 522 10 26 40	LIFE INSURANCE	5,085	2,412	5,085	2,166	5,510
001 000 080 522 10 26 50	DISABILITY INSURANCE	1,730	1,662	3,100	1,346	1,200
001 000 080 522 10 27 00	UNIFORM / CLOTHING ALLOW	7,000	7,651	7,000	6,411	7,000
	TOTAL PERSONNEL BENEFITS	**293,895**	**263,662**	**315,580**	**270,967**	**291,560**
	SUPPLIES					
001 000 080 522 10 31 10	OFFICE SUPPLIES	1,400	1,139	1,400	1,178	1,300
001 000 080 522 10 31 50	MAINTENANCE SUPPLIES	1,500	1,487	1,500	1,188	1,500
001 000 080 522 10 31 60	OPERATING SUPPLIES	8,400	6,087	8,400	3,842	7,500
001 000 080 522 10 31 62	PUBLIC EDUC. & PUB RELATION	1,500	1,288	1,500	1,051	1,500

CITY OF CL .KSTON
2017 FINAL BUDGET - EXPENDITURES
CURRENT EXPENSE FUND
JANUARY 1, 2017

LINE ITEM	DESCRIPTION	2015 BUDGET	2015 ACTUAL	2016 BUDGET	2016 ACTUAL	2017 BUDGET
001 000 080 522 10 31 63	TRAINING SUPPLIES	4,000	697	4,000	1,852	3,500
001 000 080 522 10 32 00	FUEL	4,700	2,546	4,700	2,272	4,250
001 000 080 522 10 35 00	SMALL TOOLS / MINOR EQUIP	10,175	8,893	9,300	4,868	9,000
	TOTAL SUPPLIES	**31,675**	**22,137**	**30,800**	**16,251**	**28,550**
	SERVICES & OTHER CHARGES					
001 000 080 522 10 41 70	MEDICAL SERVICES	1,800	722	1,500	1,422	1,500
001 000 080 522 10 41 80	ADVERTISING	300	215	300	678	300
001 000 080 522 10 41 90	OTHER PROFESSIONAL SVCS	0	0	0	2,221	0
001 000 080 522 10 42 10	TELEPHONES, FAX, CELL PHONE	1,650	901	1,650	909	1,650
001 000 080 522 10 42 20	POSTAGE	250	0	200	0	200
001 000 080 522 10 43 00	TRAVEL, LODGING, MEALS	3,000	3,053	3,200	4,171	3,200
001 000 080 522 10 47 10	ELECTRICITY, GAS	6,000	4,423	6,000	4,381	6,000
001 000 080 522 10 47 20	WATER	200	151	200	170	200
001 000 080 522 10 47 32	STORMWATER	225	199	225	199	225
001 000 080 522 10 48 10	BLDG REPAIRS & MAINTENANCE	5,500	5,328	7,500	3,338	5,500
001 000 080 522 10 48 20	VEHICLE REPAIR & MAINT	6,000	8,403	7,250	2,353	6,250
001 000 080 522 10 48 30	EQUIP REPAIR & MAINTENANCE	3,000	3,045	3,000	3,134	3,600
001 000 080 522 10 49 10	DUES, SUBSCRIPTION, MMBR	1,800	1,156	1,800	2,531	2,500
001 000 080 522 10 49 31	CIVIL SERVICE	500	466	500	771	550
001 000 080 522 10 49 32	PRACTICE FUND, VOLUNTEERS	1,250	1,250	1,250	1,250	1,250
001 000 080 522 10 49 33	HAZARD ABATEMENT	300	(32)	300	0	300
001 000 080 522 10 49 40	REGISTRATION, TUITION	3,200	3,218	3,200	2,403	3,200
001 000 080 522 10 49 60	CLEANING, LAUNDRY	1,000	346	1,000	370	1,000
	TOTAL OTHER SERVICES & CHARGES	**35,975**	**32,844**	**39,075**	**30,301**	**37,425**
	COMMUNICATION, ALARM, DISPATCH					
001 000 080 528 60 51 00	DISPATCH, ASOTIN COUNTY	9,700	9,663	2,000	2,920	4,000
	TOTAL COMMUNICATION, ALARM, DISPATCH	**9,700**	**9,663**	**2,000**	**2,920**	**4,000**
	CAPITAL OUTLAY					
001 000 080 594 22 62 00	BUILDINGS & STRUCTURES	0	0	0	0	0
001 000 080 594 22 63 00	OTHR IMPROVEMENTS TO PROP	0	0	55,000	54,627	0

CITY OF CL. .KSTON
2017 FINAL BUDGET - EXPENDITURES
CURRENT EXPENSE FUND
JANUARY 1, 2017

LINE ITEM	DESCRIPTION	2015 BUDGET	2015 ACTUAL	2016 BUDGET	2016 ACTUAL	2017 BUDGET
001 000 080 594 22 63 10	HYDRANT REPLACEMENT	8,000	6,494	8,000	9,577	8,500
001 000 080 594 22 64 10	VEHICLES	0	0	198,910	197,848	0
001 000 080 594 22 64 20	OFFICE & COMPUTER EQUIP	0	0	0	0	0
001 000 080 594 22 64 90	OTHER EQUIPMENT & MACH.	0	0	16,250	13,289	0
001 000 080 594 22 64 91	OTHER EQUIP - FEMA	0	0	0	0	0
	TOTAL CAPITAL OUTLAY	**8,000**	**6,494**	**278,160**	**275,341**	**8,500**
	TOTAL FIRE CONTROL	**980,765**	**915,285**	**1,281,445**	**1,182,870**	**865,552**
	TOTAL SECURITY PERSONS & PROPERTY	**3,049,403**	**2,789,599**	**3,271,405**	**3,039,451**	**2,936,067**

CITY OF CL. .KSTON
2017 FINAL BUDGET - EXPENDITURES
CURRENT EXPENSE FUND
JANUARY 1, 2017

LINE ITEM	DESCRIPTION	2015 BUDGET	2015 ACTUAL	2016 BUDGET	2016 ACTUAL	2017 BUDGET
	ECONOMIC ENVIRONMENT					
	HOUSING & COMMUNITY DEVELOPMENT					
	NUSIANCE CONTROL					
001 000 090 539 20 49 20	FILING FEES	0	0	0	0	0
	TOTAL NUISANCE CONTROL	**0**	**0**	**0**	**0**	**0**
	SALARIES & WAGES					
001 000 090 558 50 10 00	PW DIRECTOR	25,500	25,642	27,000	26,932	40,005
001 000 090 558 50 10 20	INSPECTOR/CODE ENFORCEMEN	47,000	47,007	48,000	47,985	49,800
	TOTAL SALARIES & WAGES	**72,500**	**72,649**	**75,000**	**74,917**	**89,805**
	PERSONNEL BENEFITS					
001 000 090 558 50 21 00	FICA / MED AID	5,540	5,596	5,750	5,766	6,660
001 000 090 558 50 22 00	RETIREMENT	7,390	7,410	8,550	8,376	10,000
001 000 090 558 50 24 00	INDUSTRIAL INSURANCE	1,815	2,081	2,500	2,534	2,810
001 000 090 558 50 26 10	HEALTH INSURANCE	10,210	10,216	10,500	10,541	14,300
001 000 090 558 50 26 20	DENTAL INSURANCE	1,245	1,180	1,250	1,190	1,300
001 000 090 558 50 26 30	VISION INSURANCE	320	277	320	277	415
001 000 090 558 50 26 40	LIFE INSURANCE	215	205	215	205	225
001 000 090 558 50 27 00	UNIFORM & CLOTHING ALLOW	200	200	200	200	200
	TOTAL PERSONNEL BENEFITS	**26,935**	**27,165**	**29,285**	**29,089**	**35,910**
	SUPPLIES					
001 000 090 558 50 31 10	OFFICE SUPPLIES	500	270	500	489	500
001 000 090 558 50 31 20	FORMS, RECEIPTS	100	0	100	49	100
001 000 090 558 50 31 30	PUBLICATIONS	1,200	1,323	1,200	98	1,200
001 000 090 558 50 32 00	FUEL	700	362	500	239	500
001 000 090 558 50 35 00	SMALL TOOLS / MINOR EQUIP	500	281	3,000	2,779	1,000
	TOTAL SUPPLIES	**3,000**	**2,236**	**5,300**	**3,654**	**3,300**
	OTHER SERVICES & CHARGES					
001 000 090 558 50 41 10	CONSULTING ENGINEERING	0	136	2,500	0	2,500
001 000 090 558 50 41 70	MEDICAL	0	0	0	0	0

CITY OF CLARKSTON
2017 FINAL BUDGET - EXPENDITURES
CURRENT EXPENSE FUND
JANUARY 1, 2017

LINE ITEM	DESCRIPTION	2015 BUDGET	2015 ACTUAL	2016 BUDGET	2016 ACTUAL	2017 BUDGET
001 000 090 558 50 41 80	ADVERTISING	0	0	0	177	0
001 000 090 558 50 42 10	PHONES	1,000	1,385	1,000	883	1,000
001 000 090 558 50 42 20	POSTAGE, UPS	100	0	100	0	100
001 000 090 558 50 43 00	TRAVEL, MEALS, LODGING	2,000	50	2,000	812	2,000
001 000 090 558 50 48 20	VEHICLE REPAIRS & MAINT.	500	571	500	0	500
001 000 090 558 50 48 30	EQUIPMENT REPAIRS/MAINT	2,500	2,000	2,500	2,216	2,500
001 000 090 558 50 49 10	DUES, SUBCRIPTION, MMBR	400	245	400	385	400
001 000 090 558 50 49 20	FILING & RECORDING FEES	100	0	100	75	100
001 000 090 558 50 49 30	LOCATE SERVICES	400	483	500	770	650
001 000 090 558 50 49 40	REGISTRATION, TUITION	1,500	0	1,500	450	1,500
	TOTAL OTHER SERVICES & CHARGES	**8,500**	**4,870**	**11,100**	**5,768**	**11,250**
	HOUSING & COMMUNITY DEVEOPMENT, - OTHER					
001 000 090 558 50 51 00	BLDG INSPECTION, CONTRACT	0	1,997	2,000	2,096	1,500
001 000 090 559 30 49 30	OTHER CONTRACT, DEMOLITION	0	0	0	0	0
	TOTAL HOUSING & COMMUNITY DEVELOP. - OTHER	**0**	**1,997**	**2,000**	**2,096**	**1,500**
	CAPITAL OUTLAY					
001 000 090 594 58 64 10	VEHICLES	0	0	0	0	0
001 000 090 594 58 64 20	OFFICE EQUIPMENT	0	0	0	0	0
001 000 090 594 58 64 30	OFFICE FURNITURE	0	0	0	0	0
001 000 090 594 58 64 90	OTHER EQUIPMENT	0	0	0	0	0
	TOTAL CAPITAL OUTLAY	**0**	**0**	**0**	**0**	**0**
	TOTAL HOUSING & COMMUNITY DEVELOPMENT	**110,935**	**108,917**	**122,685**	**115,524**	**141,765**

CITY OF CL. .KSTON
2017 FINAL BUDGET - EXPENDITURES
CURRENT EXPENSE FUND
JANUARY 1, 2017

LINE ITEM	DESCRIPTION	2015 BUDGET	2015 ACTUAL	2016 BUDGET	2016 ACTUAL	2017 BUDGET
PLANNING AND COMMUNITY DEVELOPMENT						
	SUPPLIES					
001 000 100 558 60 31 10	OFFICE SUPPLIES	0	0	0	74	0
001 000 100 558 60 31 20	FORMS, MAPS,ETC.	100	38	100	0	100
	TOTAL SUPPLIES	**100**	**38**	**100**	**74**	**100**
	OTHER SERVICES & CHARGES					
001 000 100 558 60 41 80	ADVERTISING, LEGAL PUB.	100	235	200	86	200
001 000 100 558 60 41 90	PROFESSIONAL SERVICES	0	450	500	20	500
001 000 100 558 60 41 91	OTHR PROF SVCS, MAPPING	0	0	0	0	0
001 000 100 558 60 43 00	TRAVEL, MEALS, LODGING	0	0	0	121	0
001 000 100 558 60 49 10	DUES, SUBSCRIPTIONS, MMBR	0	0	0	0	0
001 000 100 558 60 49 40	REGISTRATION, TUITION	0	0	0	0	0
	TOTAL OTHER SERVICES & CHARGES	**100**	**685**	**700**	**227**	**700**
	TOTAL PLANNING & COMMUNITY DEVELOPMENT	**200**	**723**	**800**	**301**	**800**
	TOTAL ECONOMIC DEVELOPMENT	**111,135**	**109,640**	**123,485**	**115,825**	**142,565**

CITY OF CL. .KSTON
2017 FINAL BUDGET - EXPENDITURES
CURRENT EXPENSE FUND
JANUARY 1, 2017

LINE ITEM	DESCRIPTION	2015 BUDGET	2015 ACTUAL	2016 BUDGET	2016 ACTUAL	2017 BUDGET
	CULTURE & RECREATION					
	PARKS					
	SALARIES & WAGES					
001 000 110 576 80 10 00	PARK CARETAKER	48,100	48,108	49,400	48,548	50,900
001 000 110 576 80 10 10	OVERTIME	2,000	2,684	2,500	3,502	3,500
001 000 110 576 80 11 00	SEASONAL WAGES	13,000	3,670	13,000	5,425	13,000
	TOTAL SALARIES & WAGES	**63,100**	**54,462**	**64,900**	**57,475**	**67,400**
	PERSONNEL BENEFITS					
001 000 110 576 80 21 00	FICA / MED AID	4,780	4,067	4,950	4,246	5,110
001 000 110 576 80 22 00	RETIREMENT	6,400	5,451	6,700	5,715	7,470
001 000 110 576 80 23 00	UNEMPLOYMENT INSURANCE	4,500	2,291	3,000	0	2,000
001 000 110 576 80 24 00	INDUSTRIAL INSURANCE	3,310	2,357	4,520	2,940	4,300
001 000 110 576 80 26 10	HEALTH INSURANCE	22,000	21,587	22,000	21,016	24,200
001 000 110 576 80 26 20	DENTAL INSURANCE	925	875	925	858	920
001 000 110 576 80 26 30	VISION INSURANCE	355	354	355	344	365
001 000 110 576 80 26 40	LIFE INSURANCE	160	152	160	148	160
001 000 110 576 80 27 00	CLOTHING ALLOWANCE	200	200	200	200	200
	TOTAL PERSONNEL BENEFITS	**42,630**	**37,334**	**42,810**	**35,467**	**44,725**
	SUPPLIES					
001 000 110 576 80 31 50	MAINT SUPPLIES	6,000	3,277	6,000	7,058	7,000
001 000 110 576 80 31 51	MAINT SUPPLIES, SKATEPARK	300	0	300	25	300
001 000 110 576 80 31 60	OPERATING SUPP	500	0	500	43	500
001 000 110 576 80 31 61	TREES & PLANTS	600	871	600	385	1,000
001 000 110 576 80 31 62	SIGNS	500	199	500	2,956	500
001 000 110 576 80 31 80	CHEMICALS	3,000	2,091	3,000	1,189	3,000
001 000 110 576 80 32 00	FUEL	4,000	2,333	4,000	2,586	3,000
001 000 110 576 80 35 00	SMALL TOOLS/ MINOR EQUIP	3,000	1,199	1,000	858	9,000
	TOTAL SUPPLIES	**17,900**	**9,970**	**15,900**	**15,100**	**24,300**
	OTHER SERVICES & CHARGES					
001 000 110 576 80 41 70	MEDICAL SERVICES	200	103	200	0	200

CITY OF CL..KSTON
2017 FINAL BUDGET - EXPENDITURES
CURRENT EXPENSE FUND
JANUARY 1, 2017

LINE ITEM	DESCRIPTION	2015 BUDGET	2015 ACTUAL	2016 BUDGET	2016 ACTUAL	2017 BUDGET
001 000 110 576 80 41 90	OTHER PROFESSIONAL SVCS	0	0	0	0	0
001 000 110 576 80 43 00	TRAVEL, LODGING, MEALS	400	125	400	125	400
001 000 110 576 80 45 20	RENTAL EQUIPMENT	0	0	0	0	0
001 000 110 576 80 47 10	ELECTRICITY, GAS	5,000	4,679	5,000	4,636	5,000
001 000 110 576 80 47 20	WATER	17,000	20,050	19,000	18,706	19,000
001 000 110 576 80 48 10	BUILDING/GROUNDS MAINT	6,000	4,170	6,000	5,204	6,000
001 000 110 576 80 48 11	TREE REMOVAL & TRIMMING	2,500	1,696	2,500	0	3,000
001 000 110 576 80 48 20	VEHICLE REPAIRS & MAINT.	2,000	2,018	3,100	3,278	2,000
001 000 110 576 80 48 30	EQUIPMENT REPAIRS & MAINT	3,000	2,407	3,000	2,787	5,000
001 000 110 576 80 49 10	DUES, SUBSCRIPTIONS, MMBR	100	135	100	33	100
001 000 110 576 80 49 40	REGISTRATION, TUITION	150	120	150	120	150
	TOTAL OTHER SERVICES & CHARGES	**36,350**	**35,503**	**39,450**	**34,889**	**40,850**
	CAPITAL OUTLAY					
001 000 110 594 76 63 00	IMPROVEMENTS TO REAL PROP	0	0	0	0	0
001 000 110 594 76 64 10	VEHICLES	0	0	0	0	0
001 000 110 594 76 64 90	OTHER EQUIPMENT	0	0	4,000	4,130	0
	TOTAL CAPITAL OUTLAY	**0**	**0**	**4,000**	**4,130**	**0**
	TOTAL PARKS	**159,980**	**137,269**	**167,060**	**147,061**	**177,275**
	TOTAL OPERATING EXPENDITURES	**4,090,498**	**3,758,144**	**4,188,820**	**3,861,647**	**3,883,972**

CITY OF CL. .KSTON
2017 FINAL BUDGET - EXPENDITURES
CURRENT EXPENSE FUND
JANUARY 1, 2017

LINE ITEM	DESCRIPTION	2015 BUDGET	2015 ACTUAL	2016 BUDGET	2016 ACTUAL	2017 BUDGET
DEBT SERVICE						
001 000 999 591 18 71 00	DEBT SERVICE - CITY HALL	50,000	50,000	50,000	50,000	55,000
001 000 999 591 22 77 20	DEBT SERVICE - FIRE ENGINE	45,620	45,617	47,960	47,957	50,425
TOTAL DEBT SERVICE		**95,620**	**95,617**	**97,960**	**97,957**	**105,425**
:REST/ DEBT SERVICE COSTS						
001 000 999 592 22 82 00	INTERFUND INTEREST	0	0	0	0	0
001 000 999 592 18 83 00	INTEREST - CITY HALL	48,300	48,294	46,800	46,794	44,800
001 000 999 592 19 84 00	DEBT ISSUE COSTS	0	0	0	0	0
001 000 999 592 22 83 20	INTEREST - FIRE ENGINE	4,925	8,709	6,370	6,370	3,915
NTEREST / DEBT SERVICE COSTS		**53,225**	**57,003**	**53,170**	**53,164**	**48,715**
OTHER FINANCING USES						
001 000 999 597 10 00 10	OP TRF TO 202/ CAPITAL IMP	0	0	0	0	0
001 000 999 597 10 00 20	OP TRF TO CE RESERVE	70,000	70,000	70,000	70,000	70,000
001 000 999 597 17 00 20	OP TRF TO 006/ BENEFIT RSRV	10,000	10,000	10,000	10,000	50,000
001 000 999 597 22 00 20	OP TRF TO AMBULANCE/420	35,000	35,000	0	0	0
001 000 999 597 35 00 10	OP TRF TO STORMWATER/409	0	0	0	0	0
001 000 999 597 42 00 30	OP TRF TO STREETS/ 103	0	0	0	0	0
001 000 999 597 42 00 40	OP TRF TO 105, STREET RESERVE	0	0	0	0	0
TAL OTHER FINANCING USES		**115,000**	**115,000**	**80,000**	**80,000**	**120,000**
TOTAL APPROPRIATED CITY USE		**4,354,343**	**4,025,764**	**4,419,950**	**4,092,768**	**4,158,112**
001 999 001 508 80 00 00	**UNRESERVED ENDING BALANCE**	**519,921**	**1,065,523**	**479,582**	**1,046,399**	**627,902**
001 999 001 508 10 00 00	**RESERVED ENDING BALANCE**	**0**	**0**	**0**	**0**	**0**
TOTAL ENDING CASH BALANCE		**519,921**	**1,065,523**	**479,582**	**1,046,399**	**627,902**

CITY OF CLARKSTON
2017 FINAL BUDGET - EXPENDITURES
CURRENT EXPENSE FUND
JANUARY 1, 2017

LINE ITEM	DESCRIPTION	2015 BUDGET	2015 ACTUAL	2016 BUDGET	2016 ACTUAL	2017 BUDGET
NON-EXPENDITURES						
	INTERFUND LOAN DISBURSEMENTS					
001 999 001 581 10 20 00	LOANS TO OTHER FUNDS/EMS	0	0	0	0	0
001 999 001 581 10 30 00	LOANS TO OTHER FUNDS/STORM	30,000	0	0	0	0
001 999 001 581 10 40 00	LOAN TO TBD	0	4,000	0	0	0
001 999 001 581 20 00 00	LOAN REPAYMENTS ISSUED	0	0	0	0	0
ITERFUND LOAN DISBURSEMENTS		**30,000**	**4,000**	**0**	**0**	**0**
	TOTAL NON- EXPENDITURES	**30,000**	**4,000**	**0**	**0**	**0**
	GRAND TOTAL - CURRENT EXPENSE	**4,904,264**	**5,095,287**	**4,899,532**	**5,139,167**	**4,786,014**

CITY OF CLARKSTON
2017 FINAL BUDGET - EXPENDITURES
CURRENT EXPENSE RESERVE FUND
JANUARY 1, 2017

LINE ITEM	DESCRIPTION	2015 BUDGET	2015 ACTUAL	2016 BUDGET	2016 ACTUAL	2017 BUDGET
	OTHER FINANCING USES					
004 000 041 597 10 00 00	OP TRF / 006 BENEFIT RESERVE	0	0	0	0	0
004 000 041 597 14 00 40	TRF TO 001 / CITY HALL	75,000	75,000	0	0	0
004 000 041 597 35 00 10	TRF TO CE, STORMWATER	0	0	0	0	0
004 000 041 597 42 00 31	OP TRF TO 103	30,000	30,000	20,000	20,000	0
004 000 041 597 42 00 32	OP TRF TO 105	0	0	0	0	0
	TOTAL OTHER FINANCING USES	**105,000**	**105,000**	**20,000**	**20,000**	**0**
	TOTAL APPROPRIATED CITY USE	**105,000**	**105,000**	**20,000**	**20,000**	**0**
004 999 041 508 10 00 00	RESERVED ENDING BALANCE	0	0	0	0	0
004 999 041 508 80 00 00	UNRESERVED ENDING BALANCE	347,336	554,711	609,711	611,289	682,289
	TOTAL ESTIMATED ENDING CASH BALANCE	**347,336**	**554,711**	**609,711**	**611,289**	**682,289**
	NON EXPENDITURES					
	INTERFUND LOAN DISBURSEMENT					
004 999 041 581 10 00 00	LOANS TO OTHER FUNDS	209,000	209,000	0	0	0
	TOTAL INTERFUND LOAN DISBURSEMENT	**209,000**	**209,000**	**0**	**0**	**0**
	RESIDUAL EQUITY TRANSFERS OUT					
004 999 041 597 00 10 00	RESIDUAL EQUITY TRF/ 001	0	0	0	0	0
	TOTAL RESIDUAL EQUITY TRANSFER OUT	**0**	**0**	**0**	**0**	**0**
	TOTAL NON EXPENDITURES	**209,000**	**209,000**	**0**	**0**	**0**
	GRAND TOTAL CURRENT EXPENSE RESERVE FUND	**661,336**	**868,711**	**629,711**	**631,289**	**682,289**

CITY OF CLARKSTON
2017 FINAL BUDGET - EXPENDITURES
EMPLOYEE BENEFITS RESERVE FUND
JANUARY 1, 2017

LINE ITEM	DESCRIPTION	2014 BUDGET	2014 ACTUAL	2015 BUDGET	2016 ACTUAL	2017 BUDGET
EMPLOYEE BENEFIT RESERVE FUND						
OTHER FINANCING USES						
006 000 042 597 16 00 00	OP TRF / 001, GENERAL	0	0	0	0	0
TOTAL OTHER FINANCING USES		**0**	**0**	**0**	**0**	**0**
TOTAL APPROPRIATED CITY USE		**0**	**0**	**0**	**0**	**0**
006 999 042 508 10 00 00	RESERVED ENDING BALANCE	0	0	0	0	0
006 999 042 508 80 00 00	UNRESERVED ENDING BALANCE	100,026	89,726	111,116	111,282	161,582
TOTAL ESTIMATED ENDING CASH BALANCE		**100,026**	**89,726**	**111,116**	**111,282**	**161,582**
GRAND TOTAL EMPLOYEE BENEFIT RESERVE FUND		**100,026**	**89,726**	**111,116**	**111,282**	**161,582**

CITY OF CLARKSTON
2017 FINAL BUDGET - EXPENDITURES
COMMUNITY PROJECTS FUND
JANUARY 1, 2017

LINE ITEM	DESCRIPTION	2014 BUDGET	2014 ACTUAL	2016 BUDGET	2016 ACTUAL	2017 BUDGET
COMMUNITY PROJECTS FUND						
007 000 043 573 90 31 60	OPERATING SUPPLIES	0	0	0	0	0
TOTAL SUPPLIES		**0**	**0**	**0**	**0**	**0**
OTHER SERVICES & CHARGES						
007 000 043 576 90 49 20	FILING & RECORDING FEES	0	0	0	0	0
TTL OTHER SERVICES & CHARGES		**0**	**0**	**0**	**0**	**0**
CAPITAL OUTLAY						
007 000 043 594 76 61 00	LAND ACQUISITION	0	0	0	0	0
007 000 043 594 76 63 00	IMPROVEMENTS TO REAL PROP	0	0	0	0	0
TOTAL CAPITAL OUTLAY		**0**	**0**	**0**	**0**	**0**
OTHER FINANCING USES						
007 000 043 597 76 50 00 (	OP TRF TO CE / PARKS	0	0	0	0	0
007 000 043 597 60 00 00	OP TRF / 001, PORT DOCK	0	0	0	0	0
TOTAL OTHER FINANCING USES		**0**	**0**	**0**	**0**	**0**
TOTAL APPROPRIATED CITY USE		**0**	**0**	**0**	**0**	**0**
007 999 043 508 10 00 00	RESERVED ENDING BALANCE	0	0	0	0	0
007 999 043 508 80 00 00	UNRESERVED ENDING BALANCE	38,228	38,590	38,690	38,968	39,068
TOTAL ESTIMATED ENDING CASH BALANCE		**38,228**	**38,590**	**38,690**	**38,968**	**39,068**
GRAND TOTAL COMMUNITY PROJECTS FUND		**38,228**	**38,590**	**38,690**	**38,968**	**39,068**

CITY OF CLARKSTON
2017 FINAL BUDGET - EXPENDITURES
NATIONAL NIGHT OUT FUND
JANUARY 1, 2017

LINE ITEM	DESCRIPTION	2015 BUDGET	2015 ACTUAL	2016 BUDGET	2016 ACTUAL	2017 BUDGET
NATIONAL NIGHT OUT FUND						
SUPPLIES						
010 000 066 521 10 31 60	OPERATING SUPPLIES	650	625	500	457	500
	TOTAL SUPPLIES	**650**	**625**	**500**	**457**	**500**
OTHER SERVICES & CHARGES						
010 000 066 521 10 44 00	ADVERTISING	0	0	0	0	0
010 000 066 521 10 49 30	OTHER SERVICES	400	0	400	35	400
	TOTAL OTHER SERVICES & CHARGES	**400**	**0**	**400**	**35**	**400**
	TOTAL EXPENDITURES	**1050**	**625**	**900**	**492**	**900**
OTHER FINANCING USES						
010 000 066 597 00 00 00	OP TRANSFERS	0	0	0	0	0
	TOTAL OTHER FINANCING USES	**0**	**0**	**0**	**0**	**0**
	TOTAL APPROPRIATED CITY USE	**1,050**	**625**	**900**	**492**	**900**
010 999 066 508 10 00 00	RESERVED ENDING BALANCE	0	0	0	0	0
010 999 066 508 80 00 00	UNRESERVED ENDING BALANCE	2,901	3,446	3,047	3,293	2,793
	TOTAL ESTIMATED ENDING CASH BALANCE	**2,901**	**3,446**	**3,047**	**3,293**	**2,793**
	GRAND TOTAL NATIONAL NIGHT OUT FUND	**3,951**	**4,071**	**3,947**	**3,785**	**3,693**

CITY OF CLARKSTON
2017 FINAL BUDGET - EXPENDITURES
VICTIM RIGHTS FUND
JANUARY 1, 2017

DESCRIPTION	2015 BUDGET	2015 ACTUAL	2016 BUDGET	2016 ACTUAL	2017 BUDGET
VICTIM RIGHTS COORDINATION FUND					
SUPPLIES					
011 000 051 521 20 35 00 SMALL TOOL / MINOR EQUIPMEN	7,000	6,876	2,000	0	14,000
TOTAL SUPPLIES	**7,000**	**6,876**	**2,000**	**0**	**14,000**
OTHER SERVICES & CHARGES					
011 000 051 521 20 41 50 PROFESSIONAL SERVICES	3,300	3,277	4,500	2,750	4,500
011 000 051 521 20 43 00 TRAVEL, MEALS, LODGING	500	0	1,000	763	2,500
011 000 051 521 20 49 40 REGISTRATION, TUITION	500	86	2,500	327	2,000
TOTAL SERVICES & CHARGES	**4,300**	**3,363**	**8,000**	**3,840**	**9,000**
CAPITAL OUTLAY					
011 000 051 594 21 64 20 OFFICE EQUIPMENT	0	0	0	0	0
011 000 051 594 21 64 90 OTHER EQUIPMENT	0	0	0	0	0
TOTAL CAPITAL OUTLAY	**0**	**0**	**0**	**0**	**0**
TOTAL APPROPRIATED CITY USE	**11,300**	**10,239**	**10,000**	**3,840**	**23,000**
011 999 051 508 10 00 00 RESERVED ENDING BALANCE	0	0	0	0	0
011 999 051 508 80 00 00 UNRESERVED ENDING BALANCE	45,111	45,412	40,513	44,406	24,506
TOTAL ESTIMATED ENDING CASH BALANCE	**45,111**	**45,412**	**40,513**	**44,406**	**24,506**
GRAND TOTAL VICTIM RIGHTS FUND	**56,411**	**55,651**	**50,513**	**48,246**	**47,506**

CITY OF CLARKSTON
2017 FINAL BUDGET - EXPENDITURES
VEHICLE / EQUIP REPLACEMENT FUND
JANUARY 1, 2017

DESCRIPTION	2015 BUDGET	2015 ACTUAL	2016 BUDGET	2016 ACTUAL	2017 BUDGET
VEHICLE REPLACEMENT FUND					
OTHER CHARACTERS OF EXPENDITURE					
OPERATING TRANSFERS OUT					
016 000 220 597 14 00 20 OP TRF / CE, EQUIPMENT	6,900	5,500	0	0	16,500
016 000 220 597 21 00 20 OP TRF / CE, VEHICLES	34,500	34,500	35,500	35,500	38,000
016 000 220 597 21 00 30 OP TRF / CE	0	0	0	0	0
016 000 220 597 22 00 10 OP TRF / FIRE ENGINE DEBT	50,545	50,545	64,245	64,245	54,330
016 000 220 597 42 00 40 OP TRF / 103 VEHICLE	35,000	35,000	0	0	0
016 000 220 597 37 00 50 OP TRF / 410	30,300	30,300	0	0	0
016 000 220 597 76 00 30 OP TRF / CE LAWNMOWER	0	0	0	0	0
TOTAL OPERATING TRANSFERS	**157,245**	**155,845**	**99,745**	**99,745**	**108,830**
TOTAL OTHER CHARACTERS OF EXPENDITURE	**157,245**	**155,845**	**99,745**	**99,745**	**108,830**
TOTAL APPROPRIATED CITY USE	**157,245**	**155,845**	**99,745**	**99,745**	**108,830**
016 999 220 508 10 00 00 RESERVED ENDING BALANCE	0	0	0	0	0
016 999 220 508 80 00 00 UNRESERVED ENDING BALANCI	189,490	208,218	251,973	257,985	297,155
TOTAL ESTIMATED ENDING CASH BALANCE	**189,490**	**208,218**	**251,973**	**257,985**	**297,155**
GRAND TOTAL VEHICLE REPLACEMENT FUND	**346,735**	**364,063**	**351,718**	**357,730**	**405,985**

CITY OF CLARKSTON
2017FINAL BUDGET - EXPENDITURES
D.A.R.E. FUND
JANUARY 1, 2017

DESCRIPTION	2015 BUDGET	2015 ACTUAL	2016 BUDGET	2016 ACTUAL	2017 BUDGET
D.A.R.E. FUND					
SUPPLIES					
017 000 063 521 30 31 60 OPERATING SUPPLIES	2,000	0	2,000	0	0
017 000 063 521 30 31 61 G.R.E.A.T SUPPLIES	0	0	0	0	0
TOTAL SUPPLIES	**2,000**	**0**	**2,000**	**0**	**0**
OTHER SERVICES & CHARGES					
017 000 063 521 30 43 00 TRAVEL, MEALS, LODGING	500	0	500	0	0
017 000 063 521 30 48 20 VEHICLE MAINTENANCE	0	0	0	0	0
017 000 063 521 30 49 40 REGISTRATION, TUITION	250	0	250	0	0
TOTAL OTHER SERVICES & CHARGES	**750**	**0**	**750**	**0**	**0**
OTHER CHARACTERS OF EXPENDITURE					
OPERATING TRANSFERS OUT					
017 000 063 597 21 00 10 TRANSFER TO CE	0	0	0	0	0
TOTAL TRANSFERS OUT	**0**	**0**	**0**	**0**	**0**
TOTAL OTHER CHARACTERS OF EXPENDITURE	**0**	**0**	**0**	**0**	**0**
TOTAL APPROPRIATED CITY USE	**2,750**	**0**	**2,750**	**0**	**0**
017 999 063 508 10 00 00 RESERVED ENDING BALANCE	0	0	0	0	0
017 999 063 508 80 00 00 UNRESERVED ENDING BALANCE	1,949	4,756	2,006	4,778	4,778
TOTAL ESTIMATED ENDING CASH BALANCE	**1,949**	**4,756**	**2,006**	**4,778**	**4,778**
GRAND TOTAL D.A.R.E. FUND	**4,699**	**4,756**	**4,756**	**4,778**	**4,778**

CITY OF CLARKSTON
2017 FINAL BUDGET - EXPENDITURES
1989 MIDTOWN HOUSING CDBG FUND
JANUARY 1, 2017

LINE ITEM	DESCRIPTION	2015 BUDGET	2015 ACTUAL	2016 BUDGET	2016 ACTUAL	2017 BUDGET
1989 MIDTOWN CDBG HOUSING FUND						
OTHER SERVICES & CHARGES						
037 000 170 514 30 49 20	FILING, RECORDING FEES	0	0	0	0	0
TOTAL OTHER SERVICES & CHARGES		**0**	**0**	**0**	**0**	**0**
OTHER FINANCING USES						
OPERATING TRANSFERS OUT						
037 000 170 597 42 00 61	OP TRF TO 105, STREET RESERV	0	0	0	0	0
037 000 170 597 42 00 60	OP TRF TO STREETS	25,000	25,000	0	0	7,540
TOTAL OPERATING TRANSFERS OUT		**25,000**	**25,000**	**0**	**0**	**7,540**
TOTAL OTHER FINANCING USES		**25,000**	**25,000**	**0**	**0**	**7,540**
TOTAL APPROPRIATED CITY USE		**25,000**	**25,000**	**0**	**0**	**7,540**
037 999 170 508 10 00 00	RESERVED ENDING BALANCE	0	0	0	0	0
037 999 170 508 80 00 00	UNRESERVED ENDING BALANCE	7,159	7,540	7,540	7,575	35
TOTAL ESTIMATED ENDING CASH BALANCE		**7,159**	**7,540**	**7,540**	**7,575**	**35**
GRAND TOTAL 1989 MIDTOWN CDBG HOUSING FUND		**32,159**	**32,540**	**7,540**	**7,575**	**7,575**

CITY OF CLARKSTON
2017 FINAL BUDGET - EXPENDITURES
RESCUE UNIT ONE FUND
JANUARY 1, 2017

LINE ITEM	DESCRIPTION	2015 BUDGET	2015 ACTUAL	2016 BUDGET	2016 ACTUAL	2017 BUDGET
RESCUE UNIT ONE FUND						
SUPPLIES						
102 000 081 522 70 31 62	PUBLIC RELATIONS SUPPLIES	0	0	0	0	0
102 000 081 522 70 35 00	SMALL TOOLS/ MINOR EQUIP	0	0	0	0	2,500
TOTAL SUPPLIES		**0**	**0**	**0**	**0**	**2,500**
OTHER SERVICES & CHARGES						
102 000 081 522 70 49 40	PARAMEDIC TRAINING	0	0	0	0	0
TOTAL OTHER SERVICES & CHARGES		**0**	**0**	**0**	**0**	**0**
CAPITAL OUTLAY						
102 000 081 594 22 64 10	VEHICLES	0	0	0	0	0
102 000 081 594 22 64 20	OFFICE EQUIPMENT	0	0	0	0	0
102 000 081 594 22 64 90	OTHER EQUIP & MACHINERY	0	0	3000	0	0
TOTAL CAPITAL OUTLAY		**0**	**0**	**3,000**	**0**	**0**
TOTAL APPROPRIATED CITY USE		**0**	**0**	**3,000**	**0**	**2,500**
102 999 081 508 10 00 00	RESERVED ENDING BALANCE	0	0	0	0	0
102 999 081 508 80 00 00	UNRESERVED ENDING BALANCE	7,016	6,559	5,359	7,984	6,784
TOTAL ESTIMATED ENDING CASH BALANCE		**7,016**	**6,559**	**5,359**	**7,984**	**6,784**
GRAND TOTAL RESCUE UNIT ONE FUND		**7,016**	**6,559**	**8,359**	**7,984**	**9,284**

CITY OF CI KSTON
2017 FINAL BUDGET - EXPENDITURES
STREET FUND
JANUARY 1, 2017

LINE ITEM	DESCRIPTION	2015 BUDGET.	2015 ACTUAL	2016 BUDGET	2016 ACTUAL	2017 BUDGET
	STREET MAINTENANCE					
	ROADWAY MAINT SUPPLIES & SERVICES					
103 000 130 542 30 31 61	PATCHING MATERIALS	15,000	14,042	15,000	21,954	15,000
103 000 130 542 30 31 62	SEALCOATING MATERIALS	80,000	59,309	80,000	68,784	80,000
103 000 130 542 30 31 64	ALLEY MAINTENANCE	0	0	30,000	0	30,000
103 000 130 542 30 31 63	SOUTHWAY BRIDGE SEALCOAT	0	0	0	0	0
	TOTAL ROADWAY MAINT SUPPLIES & SERVICES	**95,000**	**73,351**	**125,000**	**90,738**	**125,000**
	BRIDGE MAINTENANCE					
103 000 130 542 50 48 40	SOUTHWAY BRIDGE MAINT	3,000	0	2,000	(5416)	2,000
	TOTAL BRIDGE MAINTENANCE	**3,000**	**0**	**2,000**	**(5,416)**	**2,000**
	SIDEWALK MAINT SUPPLIES & SVCS					
103 000 130 542 61 31 50	SIDEWALK MAINT SUPPLIES	0	0	0	0	0
103 000 130 542 61 48 40	SIDEWALK REPAIRS & MAINT	25,000	10,000	0	0	10,000
	TOTAL SIDEWALK MAINT SUPPLIES & SERVICES	**25,000**	**10,000**	**0**	**0**	**10,000**
	STREET LIGHTING					
103 000 130 542 63 47 10	STREET LIGHT UTILITY COSTS	134,000	124,596	136,000	127,448	120,000
	TOTAL STREET LIGHT SUPPLIES & SERVICES	**134,000**	**124,596**	**136,000**	**127,448**	**120,000**
	TRAFFIC CONTROL SUPPLIES & SERVICES					
103 000 130 542 64 31 60	STRIPING & MARKING SUPPLIES	5,000	3,284	5,000	5,449	5,000
103 000 130 542 64 31 61	SIGNS	5,000	4,019	5,000	2,801	5,000
103 000 130 542 64 48 30	SIGNAL MAINTENANCE	1,500	1,247	1,500	1,027	1,500
	TOTAL TRAFFIC CONTROL SUPPLIES & SERVICES	**11,500**	**8,550**	**11,500**	**9,277**	**11,500**
	SNOW & ICE CONTROL SUPPLIES & SERVICES					
103 000 130 542 66 31 60	SANDING MATERIALS	3,000	1,205	3,000	1,518	3,000
	TOTAL SNOW & ICE CONTROL	**3,000**	**1,205**	**3,000**	**1,518**	**3,000**

CITY OF CI KSTON
2017 FINAL BUDGET - EXPENDITURES
STREET FUND
JANUARY 1, 2017

LINE ITEM	DESCRIPTION	2015 BUDGET.	2015 ACTUAL	2016 BUDGET	2016 ACTUAL	2017 BUDGET
STREET CLEANING SUPPLIES & SERVICES						
103 000 130 542 67 47 30	LEWISTON WASTE MANAGEMEN	4,000	2,279	0	0	0
103 000 130 542 67 48 20	ST SWEEPER REPAIR & MAINT	7,000	7,497	7,000	454	7,000
TOTAL STREET CLEANING SUPPLIES & SERVICES		**11,000**	**9,776**	**7,000**	**454**	**7,000**
ROADSIDE MAINTENANCE SUPPLIES & SERVICES						
103 000 130 542 70 31 80	WEED SPRAYING / CHEMICALS	2,000	1,679	2,000	1,595	2,000
103 000 130 542 70 48 11	RIGHT OF WAY MAINTENANCE	1,000	70	1,000	75	1,000
103 000 130 542 70 48 30	SPRAY EQUIP REPAIR & MAINT	200	55	200	151	200
TOTAL ROADSIDE MAINT SUPPLIES & SERVICE		**3,200**	**1,804**	**3,200**	**1,821**	**3,200**
SALARIES & WAGES						
103 000 130 542 90 10 00	WAGES	175,000	170,882	182,000	174,691	190,000
103 000 130 542 90 10 10	OVERTIME	7,000	6,671	7,000	9,368	7,000
103 000 130 542 90 11 00	SEASONAL WAGES	0	0	0	0	0
TOTAL SALARIES & WAGES		**182,000**	**177,553**	**189,000**	**184,059**	**197,000**
PERSONNEL BENEFITS						
103 000 130 542 90 21 00	FICA / MED AID	14,000	13,659	14,500	13,700	15,000
103 000 130 542 90 22 00	RETIREMENT	18,500	17,930	21,250	20,479	22,100
103 000 130 542 90 23 00	UNEMPLOYMENT COMPENSATIO	0	0	0	0	0
103 000 130 542 90 24 00	INDUSTRIAL INSURANCE	7,610	6,073	9,900	7,709	9,520
103 000 130 542 90 26 10	HEALTH INSURANCE	67,500	63,391	66,350	65,237	73,100
103 000 130 542 90 26 20	DENTAL INSURANCE	2,960	2,872	3,100	2,966	3,120
103 000 130 542 90 26 30	VISION INSURANCE	1,200	1,079	1,110	1,107	1,140
103 000 130 542 90 26 40	LIFE INSURANCE	520	499	540	511	540
103 000 130 542 90 27 00	UNIFORM, CLOTHING ALLOWANC	800	800	800	800	800
TOTAL PERSONNEL BENEFITS		**113,090**	**106,303**	**117,550**	**112,509**	**125,320**
GENERAL MAINTENANCE SUPPLIES & SERVICES						
103 000 130 542 90 31 50	MAINTENANCE SUPPLIES	1,000	2,561	1,000	933	1,000
103 000 130 542 90 31 60	OPERATING SUPPLIES	1,000	0	1,000	0	1,000
103 000 130 542 90 31 61	SAFETY SUPPLIES	1,000	996	1,000	192	1,000
103 000 130 542 90 32 00	FUEL	7,000	5,636	7,000	4,288	7,000

CITY OF CI KSTON
2017 FINAL BUDGET - EXPENDITURES
STREET FUND
JANUARY 1, 2017

LINE ITEM	DESCRIPTION	2015 BUDGET.	2015 ACTUAL	2016 BUDGET	2016 ACTUAL	2017 BUDGET
103 000 130 542 90 35 00	SMALL TOOLS/ MINOR EQUIP	2,500	1,486	2,500	539	2,500
103 000 130 542 90 41 80	ADVERTISING, PUBLICATION	0	0	0	193	0
103 000 130 542 90 43 00	TRAVEL, LODGING, MEALS	600	691	800	704	800
103 000 130 542 90 48 10	BUILDING REPAIRS & MAINT	25,000	1,496	25,000	0	4,000
103 000 130 542 90 48 20	VEHICLE REPAIRS & MAINT	3,000	2,274	3,000	2,365	43,000
103 000 130 542 90 48 30	EQUIPMENT REPAIRS & MAINT	2,000	1,400	2,000	3,016	2,000
103 000 130 542 90 49 10	DUES, SUBSCRIPTIONS, MMBR	100	66	100	270	100
103 000 130 542 90 49 40	REGISTRATION. TUITION	500	240	500	240	500
103 000 130 542 90 49 60	CLEANING , LAUNDRY	300	299	300	85	300
TOTAL GENERAL MAINTENANCE SUPPLIES & SERVICES		**44,000**	**17,145**	**44,200**	**12,825**	**63,200**
	CAPITAL OUTLAY					
103 000 130 594 42 62 00	BUILDINGS & STRUCTURES	0	0	0	0	0
103 000 130 594 42 63 00	IMPROVEMENTS TO REAL PROP	0	473	0	0	0
103 000 130 594 42 63 10	IMPRV TO PROP - STORMWATER	0	0	0	0	0
103 000 130 594 42 64 10	VEHICLES	35,000	35,479	0	0	0
103 000 130 594 42 64 20	OFFICE EQUIPMENT	0	0	0	0	0
103 000 130 594 42 64 90	OTHER MACHINERY & EQUIP	0	0	0	0	0
103 000 130 594 42 66 00	CAPITAL LEASE PURCHASE	0	0	0	0	0
	TOTAL CAPITAL OUTLAY	**35,000**	**35,952**	**0**	**0**	**0**
	TOTAL STREET MAINTENANCE	**659,790**	**566,235**	**638,450**	**535,233**	**667,220**
	ROAD & STREET GENERAL ADMINISTRATION					
	SALARIES & WAGES					
103 000 131 543 30 10 00	GEN ADMINISTRATION WAGES	42,600	43,056	44,200	45,514	68,200
	TOTAL SALARIES & WAGES	**42,600**	**43,056**	**44,200**	**45,514**	**68,200**
	PERSONNEL BENEFITS					
103 000 131 543 30 21 00	FICA / MED AID	3,275	3,282	3,420	3,468	3,900
103 000 131 543 30 22 00	RETIREMENT	4,670	4,369	5,000	5,063	5,700
103 000 131 543 30 24 00	INDUSTRIAL INSURANCE	200	167	305	195	260
103 000 131 543 30 26 10	HEALTH INSURANCE	5,100	5,108	5,200	5,270	8,680

CITY OF CI KSTON
2017 FINAL BUDGET - EXPENDITURES
STREET FUND
JANUARY 1, 2017

LINE ITEM	DESCRIPTION	2015 BUDGET.	2015 ACTUAL	2016 BUDGET	2016 ACTUAL	2017 BUDGET
103 000 131 543 30 26 20	DENTAL INSURANCE	625	590	625	595	650
103 000 131 543 30 26 30	VISION	100	80	100	80	145
103 000 131 543 30 26 40	LIFE INSURANCE	110	102	110	103	120
	TOTAL PERSONNEL BENEFITS	**14,080**	**13,698**	**14,760**	**14,774**	**19,455**
	SUPPLIES					
103 000 131 543 30 31 10	OFFICE SUPPLIES	150	0	150	93	150
	TOTAL SUPPLIES	**150**	**0**	**150**	**93**	**150**
	OTHER SERVICES & CHARGES					
103 000 131 518 30 46 00	INSURANCE, PROPERTY	20,000	3,767	4,500	3,711	4,500
103 000 131 518 30 46 00	INSURANCE, LIABILITY	0	10,966	12,000	11,440	13,000
103 000 131 543 30 41 20	MANAGEMENT CONSULTANT	1,000	840	1,200	984	1,300
103 000 131 543 30 41 70	MEDICAL SERVICES/DRUG TEST	300	148	300	95	300
103 000 131 543 30 41 80	ADVERTISING, LEGALS	200	0	200	0	200
103 000 131 543 30 41 90	PROFESSIONAL SERVICES	0	136	2,500	0	0
103 000 131 543 30 41 91	WORKER'S COMP MGMT	600	655	800	911	1,000
103 000 131 543 30 42 10	TELEPHONES, INTERNET	2,000	1,505	2,100	2,063	2,100
103 000 131 543 30 42 20	POSTAGE	50	0	50	20	50
103 000 131 543 30 47 10	ELECTRICITY, GAS (SHOP)	8,000	6,859	8,000	6,881	8,000
103 000 131 543 30 47 20	WATER	800	322	500	307	500
103 000 131 543 30 47 30	WASTE DISPOSAL - SEWER	800	462	600	459	600
103 000 131 543 30 47 32	STORMWATER	970	966	970	966	970
103 000 131 543 30 51 30	STATE AUDIT	4,500	0	5,000	4,510	0
	TOTAL OTHER SERVICES & CHARGES	**39,220**	**26,626**	**38,720**	**32,347**	**32,520**
	FACILITIES					
103 000 131 543 50 45 10	BUSINESS OFFICE RENTAL	2,000	2,000	2,000	2,000	2,000
	TOTAL FACILITIES	**2,000**	**2,000**	**2,000**	**2,000**	**2,000**
	TOTAL ROAD & STREET GENERAL ADMINISTRATION	**98,050**	**85,380**	**99,830**	**94,728**	**122,325**

CITY OF C' :KSTON
2017 FINAL BUDGET - EXPENDITURES
STREET FUND
JANUARY 1, 2017

LINE ITEM	DESCRIPTION	2015 BUDGET.	2015 ACTUAL	2016 BUDGET	2016 ACTUAL	2017 BUDGET
DEBT SERVICE - LONG TERM DEBT						
103 000 131 591 42 75 10	DEBT SERVICE - LEASE PURCHA	0	0	0	0	0
TOTAL LONG TERM DEBT REDEMPTION		**0**	**0**	**0**	**0**	**0**
INTEREST / DEBT SERVICE COSTS						
103 000 131 592 22 82 00	I/F LOAN INTEREST TO 004	0	0	0	0	0
103 000 131 592 42 83 00	INTEREST/ LT DEBT - LEASE	0	0	0	0	0
TOTAL INTEREST/ DEBT SERVICE		**0**	**0**	**0**	**0**	**0**
ROAD & STREET CONSTRUCTION						
OTHER SERVICES & CHARGES						
103 000 132 595 10 41 11	DESIGN ENGINEERING	10,000	7,314	20,000	17,495	0
103 000 132 595 10 41 12	CONSTRUCTION ENGINEERING	34,000	36,492	0	0	0
103 000 132 595 10 41 13	CONSTRUCTION ENG., ASOTIN C	0	36,500	0	0	0
TOTAL OTHER SERVICES & CHARGES		**44,000**	**80,306**	**20,000**	**17,495**	**0**
103 000 132 595 20 41 90	RIGHT OF WAY, PROF SVCS	0	0	0	0	0
103 000 132 595 20 61 00	RIGHT OF WAY, LAND ACQUIS	0	0	2,600	2,776	0
TOTAL RIGHT OF WAY		**0**	**0**	**2,600**	**2,776**	**0**
CAPITAL OUTLAY, CONSTRUCTION						
103 000 132 595 30 63 00	STREET CONSTRUCTION	1,002,000	1,013,042	20,000	0	0
103 000 132 595 40 63 00	STORMDRAIN CONSTRUCTION	0	0	0	0	0
103 000 132 595 61 63 00	SIDEWALK CONSTRUCTION	0	0	0	0	0
103 000 132 595 63 63 00	STREETLIGHT CONSTRUCTION	0	0	137,700	0	0
TOTAL CAPITAL OUTLAY, CONSTRUCTION		**1,002,000**	**1,013,042**	**157,700**	**0**	**0**
TOTAL CONSTRUCTION		**1,046,000**	**1,093,348**	**180,300**	**20,271**	**0**

CITY OF CI KSTON
2017 FINAL BUDGET - EXPENDITURES
STREET FUND
JANUARY 1, 2017

LINE ITEM	DESCRIPTION	2015 BUDGET.	2015 ACTUAL	2016 BUDGET	2016 ACTUAL	2017 BUDGET
OTHER CHARACTERS OF EXPENDITURE						
OPERATING TRANSFERS OUT						
103 000 132 597 42 00 50	OP TRF TO 105, RESERVE	0	0	0	0	0
TOTAL OPERATING TRANSFERS OUT		**0**	**0**	**0**	**0**	**0**
TOTAL OTHER CHARACTERS OF EXPENDITURE		**0**	**0**	**0**	**0**	**0**
TOTAL EXPENDITURES - STREETS		**1,803,840**	**1,744,963**	**918,580**	**650,232**	**789,545**
TOTAL OPERATING EXPENDITURES		**1,803,840**	**1,744,963**	**918,580**	**650,232**	**789,545**
TOTAL APPROPRIATED CITY USE		**1,803,840**	**1,744,963**	**918,580**	**650,232**	**789,545**
103 999 130 508 10 00 00	RESERVED ENDING BALANCE	0	0	0	0	0
103 999 130 508 80 00 00	UNRESERVED ENDING BALANCE	257,332	132,647	67,177	182,762	84,757
TOTAL ESTIMATED ENDING CASH BALANCE		**257,332**	**132,647**	**67,177**	**182,762**	**84,757**
OTHER FINANCING USES						
INTERFUND LOAN DISBURSEMENTS						
103 999 130 581 10 00 00	I/F LOAN TO OTHER FUNDS	0	0	0	0	0
103 999 130 581 20 01 00	I/F LOAN PAYMENT TO CE RSRV	0	205,000	0	0	0
TOTAL INTERFUND LOAN DISBURSEMENTS		**0**	**205,000**	**0**	**0**	**0**
TOTAL OTHER FINANCING USES		**0**	**205,000**	**0**	**0**	**0**
GRAND TOTAL STREET FUND		**2,061,172**	**2,082,610**	**985,757**	**832,994**	**874,302**

CITY OF CLARKSTON
2017 FINAL BUDGET - EXPENDITURES
TRANSPORTATION BENEFIT DISTRICT FUND
JANUARY 1, 2017

DESCRIPTION	2015 BUDGET	2015 ACTUAL	2016 BUDGET	2017 ACTUAL	2017 BUDGET
STREET DEPARTMENT RESERVE					
OPERATING TRANSFERS OUT					
104 000 134 597 42 00 60 OP TRF TO 103/ PROJECTS	0	0	20,000	0	0
TOTAL OPERATING TRANSFERS	**0**	**0**	**20,000**	**0**	**0**
TOTAL APPROPRIATED CITY USE	**0**	**0**	**20,000**	**0**	**0**
104 999 134 508 10 00 00 RESERVED ENDING BALANCE	53,000	53,000	331,654	385,599	866,099
104 999 134 508 80 00 00 UNRESERVED ENDING BALANCE	0	0	0	0	0
TOTAL ESTIMATED ENDING CASH BALANCE	**53,000**	**53,000**	**331,654**	**385,599**	**866,099**
NON EXPENDITURES					
TOTAL NON EXPENDITURES	**0**	**0**	**0**	**0**	**0**
GRAND TOTAL STREET DEPARTMENT RESERVE FUND	**53,000**	**53,000**	**351,654**	**385,599**	**866,099**

CITY OF CLARKSTON
2017 FINAL BUDGET - EXPENDITURES
STREET RESERVE FUND
JANUARY 1, 2017

DESCRIPTION	2015 BUDGET	2015 ACTUAL	2016 BUDGET	2016 ACTUAL	2017 BUDGET
STREET DEPARTMENT RESERVE					
OPERATING TRANSFERS OUT					
105 000 133 597 42 00 50 OP TRF TO 103/ SEALCOATING	30,000	30,000	0	0	0
TOTAL OPERATING TRANSFERS	**30,000**	**30,000**	**0**	**0**	**0**
TOTAL APPROPRIATED CITY USE	**30,000**	**30,000**	**0**	**0**	**0**
105 999 133 508 10 00 00 RESERVED ENDING BALANCE	0	0	0	0	0
105 999 133 508 80 00 00 UNRESERVED ENDING BALANCE	45,905	46,612	46,812	46,826	47,026
TOTAL ESTIMATED ENDING CASH BALANCE	**45,905**	**46,612**	**46,812**	**46,826**	**47,026**
NON EXPENDITURES					
105 999 133 587 42 00 00 RESIDUAL EQUITY TRANSFER	0	0	0	0	0
TOTAL NON EXPENDITURES	**0**	**0**	**0**	**0**	**0**
GRAND TOTAL STREET DEPARTMENT RESERVE FUND	**75,905**	**76,612**	**46,812**	**46,826**	**47,026**

CITY OF CLARKSTON
2017 FINAL BUDGET - EXPENDITURES
DRUG ENFORCEMENT FUND
JANUARY 1, 2017

DESCRIPTION	2015 BUDGET	2015 ACTUAL	2016 BUDGET	2016 ACTUAL	2017 BUDGET
DRUG ENFORCEMENT FUND					
SUPPLIES					
108 000 064 521 23 27 00 UNIFORMS & CLOTHING	0	0	0	0	0
108 000 064 521 23 31 60 OPERATING SUPPLIES	2,000	1,824	2,000	964	2,000
108 000 064 521 23 35 00 SMALL TOOLS & MINOR EQUIP	9,000	7,873	12,000	12,199	5,000
TOTAL SUPPLIES	**11,000**	**9,697**	**14,000**	**13,163**	**7,000**
OTHER SERVICES & CHARGES					
108 000 064 521 23 43 00 TRAVEL, MEALS, LODGING	1,000	398	4,000	1,616	4,000
108 000 064 521 23 49 40 REGISTRATION, TUITION	1,000	700	2,000	200	2,000
108 000 064 521 49 21 00 JUDGEMENTS & AWARDS	0		0		0
TOTAL OTHER SERVICES & CHARGES	**2,000**	**1,098**	**6,000**	**1,816**	**6,000**
CAPITAL OUTLAY					
108 000 064 594 23 64 20 OFFICE EQUIPMENT	0	0	0	0	0
108 000 064 594 23 64 90 OTHER EQUIPMENT & MACHINEF	0		0		0
TOTAL CAPITAL OUTLAY	**0**	**0**	**0**	**0**	**0**
OTHER FINANCING USES					
OPERATING TRANSFERS					
108 000 064 597 21 00 00 OP TRF/ CE, DRUG OFFICER	0	0	0	0	0
TOTAL OPERATING TRANSFERS	**0**	**0**	**0**	**0**	**0**
TOTAL OTHER FINANCING USES	**0**	**0**	**0**	**0**	**0**
TOTAL APPROPRIATED CITY USE	**13,000**	**10,795**	**20,000**	**14,979**	**13,000**
108 999 064 508 10 00 00 RESERVED ENDING BALANCE	0	0	0	0	0
108 999 064 508 80 00 00 UNRESERVED ENDING BALANCE	39,231	40,856	23,006	27,004	16,154
TOTAL ESTIMATED ENDING CASH BALANCE	**39,231**	**40,856**	**23,006**	**27,004**	**16,154**
NON EXPENDITURES					
108 999 064 586 00 00 00 DUE TO STATE/PROP SEIZURES	0	0	0	0	0
TOTAL NON EXPENDITURES	**0**	**0**	**0**	**0**	**0**
GRAND TOTAL DRUG ENFORCEMENT FUND	**52,231**	**51,651**	**43,006**	**41,983**	**29,154**

CITY OF CLARKSTON
2017 FINAL BUDGET - EXPENDITURES
AMBULANCE / EMS FUND
JANUARY 1, 2017

LINE ITEM	DESCRIPTION	2015 BUDGET	2015 ACTUAL	2016 BUDGET	2016 ACTUAL	2017 BUDGET
	AMBULANCE / EMS					
	SALARIES & WAGES					
120 000 084 522 70 10 00	FIRE CHIEF	21,975	21,968	22,640	23,072	24,400
120 000 084 522 70 10 10	OVERTIME	75,300	47,325	49,330	59,694	84,630
120 000 084 522 70 11 00	EMT / CAPTAINS	74,375	72,436	76,790	79,031	78,650
120 000 084 522 70 12 00	EMT'S	325,975	317,657	335,900	330,531	339,400
120 000 084 522 70 13 00	SECRETARY	8,265	8,066	8,415	8,243	8,485
120 000 084 522 70 15 00	VOLUNTEERS	23,750	6,865	20,000	11,665	19,390
120 000 084 522 70 16 00	RESERVES	47,850	62,270	52,000	58,460	84,630
120 000 084 522 70 17 00	OUT OF AREA TRANSPORT	47,000	37,190	48,000	36,378	59,500
	TOTAL SALARIES & WAGES	**624,490**	**573,777**	**613,075**	**607,074**	**699,085**
	PERSONNEL BENEFITS					
120 000 084 517 22 26 11	OTHER MED COSTS, LEOFF I	2,500	465	2,500	955	2,500
120 000 084 517 22 26 90	HEALTH INS / RETIRED	30,000	27,641	29,000	26,014	28,020
120 000 084 522 70 21 00	FICA / MED AID	43,635	42,845	44,900	45,347	46,200
120 000 084 522 70 22 00	RETIREMENT	32,100	32,940	32,135	34,890	41,350
120 000 084 522 70 22 20	RETIREMENT / VOLUNTEERS	1,500	315	1,300	769	1,000
120 000 084 522 70 23 00	UNEMPLOYMENT	0	0	0	0	0
120 000 084 522 70 24 00	INDUSTRIAL INSURANCE	20,935	26,780	27,300	33,854	42,440
120 000 084 522 70 26 10	HEALTH INSURANCE	116,525	122,493	130,200	117,093	141,300
120 000 084 522 70 26 20	DENTAL INSURANCE	5,815	5,797	5,840	5,714	5,840
120 000 084 522 70 26 30	VISION INSURANCE	1,635	1,986	2,085	1,890	2,000
120 000 084 522 70 26 40	LIFE INSURANCE	2,695	1,839	2,060	1,890	2,100
120 000 084 522 70 26 50	DISABILITY INSURANCE	1,730	1,770	1,730	1,702	1,730
120 000 084 522 70 27 00	UNIFORM / CLOTHING ALLOW	5,950	6,009	6,000	3,069	6,000
	TOTAL PERSONNEL BENEFITS	**265,020**	**270,880**	**285,050**	**273,187**	**320,480**

CITY OF CLARKSTON
2017 FINAL BUDGET - EXPENDITURES
AMBULANCE / EMS FUND
JANUARY 1, 2017

LINE ITEM	DESCRIPTION	2015 BUDGET	2015 ACTUAL	2016 BUDGET	2016 ACTUAL	2017 BUDGET
	SUPPLIES					
120 000 084 522 70 31 10	OFFICE SUPPLIES	1,200	1,018	1,250	885	1,250
120 000 084 522 70 31 50	MAINTENANCE SUPPLIES	250	99	250	91	250
120 000 084 522 70 31 60	OPERATING SUPPLIES	250	174	400	10	400
120 000 084 522 70 31 61	EMS SUPPLIES	19,000	17,752	16,830	11,567	16,000
120 000 084 522 70 31 62	PUBLIC EDUC. & PUB RELATIO	400	219	400	138	400
120 000 084 522 70 31 63	TRAINING SUPPLIES	3,300	718	3,300	1,186	3,300
120 000 084 522 70 32 00	FUEL	14,500	10,274	14,500	6,816	13,500
120 000 084 522 70 35 00	SMALL TOOLS / MINOR EQUIP	850	0	2,990	291	1,300
	TOTAL SUPPLIES	**39,750**	**30,254**	**39,920**	**20,984**	**36,400**
	OTHER SERVICES & CHARGES					
120 000 084 522 70 41 20	MANAGEMENT CONSULTANT	3,000	3,809	3,000	4,106	3,000
120 000 084 522 70 41 70	MEDICAL SERVICES	0	0	0	0	0
120 000 084 522 70 41 80	ADVERTISING	0	0	0	66	0
120 000 084 522 70 41 90	BILLING SERVICES	24,750	24,114	25,960	23,107	25,960
120 000 084 522 70 41 91	MGMT CONSULT-WORKERS C	1,000	0	1,000	1,366	1,000
120 000 084 522 70 42 10	TELEPHONES, FAX, CELL PHO	1,950	1,801	2,250	1,818	2,250
120 000 084 522 70 42 20	POSTAGE	200	0	200	0	200
120 000 084 522 70 43 00	TRAVEL, LODGING, MEALS	2,600	443	2,400	0	2,100
120 000 084 518 30 46 00	INSURANCE, PROPERTY	23,870	4,261	4,500	4,320	4,500
120 000 084 518 60 46 00	INSURANCE, LIABILITY	0	14,389	15,000	15,011	15,000
120 000 084 522 70 47 10	ELECTRICITY, GAS	5,875	4,431	5,600	4,381	5,600
120 000 084 522 70 47 20	WATER	380	231	380	245	380
120 000 084 522 70 48 10	BLDG REPAIRS & MAINTENANC	1,900	1,920	2,500	710	2,000
120 000 084 522 70 48 20	VEHICLE REPAIR & MAINT	12,500	9,748	12,500	11,432	12,500
120 000 084 522 70 48 30	EQUIP REPAIR & MAINTENANC	1,800	1,018	1,800	2,021	1,800

CITY OF CLARKSTON
2017 FINAL BUDGET - EXPENDITURES
AMBULANCE / EMS FUND
JANUARY 1, 2017

LINE ITEM	DESCRIPTION	2015 BUDGET	2015 ACTUAL	2016 BUDGET	2016 ACTUAL	2017 BUDGET
120 000 084 522 70 49 10	DUES, SUBSCRIPTION, MMBR	375	267	375	1,022	1,000
120 000 084 522 70 49 31	CIVIL SERVICE	900	735	900	1,125	900
120 000 084 522 70 49 32	PRACTICE FUND, VOLUNTEER	1,000	1,000	1,200	1,200	1,200
120 000 063 522 70 49 40	REGISTRATION, TUITION	3,250	3,233	3,250	1,017	3,250
120 000 084 522 70 49 60	CLEANING, LAUNDRY	1,400	861	1,400	633	1,400
120 000 084 522 70 51 30	STATE AUDIT	0	0	2,200	2,179	0
	TOTAL OTHER SERVICES & CHARGES	**86,750**	**72,261**	**86,415**	**75,759**	**84,040**
	COMMUNICATION, ALARM, DISPATCH					
120 000 084 528 60 51 00	DISPATCH, ASOTIN COUNTY	5,700	5,744	6,000	6,123	7,200
	TOTAL COMMUNICATION, ALARM, DISPATCH	**5,700**	**5,744**	**6,000**	**6,123**	**7,200**
	INTEREST / DEBT SERVICE COSTS					
120 000 084 592 22 82 00	INTERFUND LOAN INTEREST	0	0	0	0	0
120 000 084 592 22 83 10	LOCAL INTEREST	0	0	0	0	0
	TOTAL INTEREST / DEBT SERVICE COSTS	**0**	**0**	**0**	**0**	**0**
	CAPITAL OUTLAY					
120 000 084 594 22 62 00	BUILDINGS & STRUCTURES	0	0	0	0	0
120 000 084 594 22 63 00	OTHR IMPROVEMENTS TO PR(	0	0	0	0	0
120 000 084 594 22 64 10	VEHICLES	0	0	105,000	0	110,000
120 000 084 594 22 64 20	OFFICE & COMPUTER EQUIP	0	0	0	0	0
120 000 084 594 22 64 90	OTHER EQUIPMENT & MACH.	16,180	14,842	3,000	2,968	0
	TOTAL CAPITAL OUTLAY	**16,180**	**14,842**	**108,000**	**2,968**	**110,000**
	TOTAL OPERATING EXPENDITURES	**1,037,890**	**967,758**	**1,138,460**	**986,095**	**1,257,205**
	OTHER FINANCING USES					

CITY OF CLARKSTON
2017 FINAL BUDGET - EXPENDITURES
AMBULANCE / EMS FUND
JANUARY 1, 2017

LINE ITEM	DESCRIPTION	2015 BUDGET	2015 ACTUAL	2016 BUDGET	2016 ACTUAL	2017 BUDGET
	OPERATING TRANSFERS OUT					
120 000 084 597 11 00 10	TRF TO CE / ELECTION EXP	1,500	1,500	1,500	1,500	1,500
120 000 084 597 14 00 30	TRF TO CE / ADMIN EXP	7,085	7,085	7,300	7,085	7,600
120 000 084 597 22 00 10	TRF TO 003/ VEHICLE RPLCMI	33,000	33,000	42,000	42,000	42,000
	TTL OPERATING TRANSFERS OUT	**41,585**	**41,585**	**50,800**	**50,585**	**51,100**
	TOTAL OTHER FINANCING USES	**41,585**	**41,585**	**50,800**	**50,585**	**51,100**
	TOTAL APPROPRIATED CITY USE	**1,079,475**	**1,009,343**	**1,189,260**	**1,036,680**	**1,308,305**
120 999 084 508 10 00 00	**RESERVED ENDING BALANCE**	**0**	**0**	**0**	**0**	**0**
120 999 084 508 80 00 00	**UNRESERVED ENDING BALAN**	**130,646**	**248,041**	**206,982**	**202,531**	**73,026**
	TOTAL ESTIMATED ENDING CASH BALANCE	**130,646**	**248,041**	**206,982**	**202,531**	**73,026**
	NON EXPENDITURES					
	SERVICE - LONG TERM DEBT					
120 999 084 591 22 79 00	LOCAL LOAN PAYMENT	0	0	0	0	0
	TOTAL LONG TERM DEBT SERVICE	**0**	**0**	**0**	**0**	**0**
	INTERFUND LOAN DISBURSEMENTS					
120 999 084 581 22 00 00	LOAN PAYMENT	0	0	0	0	0
	TOTAL INTERFUND LOAN DISBURSEMENTS	-	-	-	-	-
	TOTAL NON EXPENDITURES					
	GRAND TOTAL EMS FUND	**1,210,121**	**1,257,384**	**1,396,242**	**1,239,211**	**1,381,331**

CITY OF CLARKSTON
2017 FINAL BUDGET - EXPENDITURES
EMS CAPITAL RESERVE FUND
JANUARY 1, 2017

LINE ITEM	DESCRIPTION	2015 BUDGET	2015 ACTUAL	2016 BUDGET	2016 ACTUAL	2017 BUDGET
EMS CAPITAL RESERVE FUND						
OTHER FINANCING USES						
121 000 082 597 22 00 10	OP TRF TO EMS /120	0	0	105,000	0	110,000
TOTAL OTHER FINANCING USES		**0**	**0**	**105,000**	**0**	**110,000**
TOTAL APPROPRIATED CITY USE		**0**	**0**	**105,000**	**0**	**110,000**
121 999 082 508 00 00 00	ESTIMATED ENDING CASH BAL	101,797	102,541	39,941	145,019	35,419
121 999 082 508 10 00 00	RESERVED ENDING BALANCE	0	0	0	0	0
TOTAL ESTIMATED ENDING CASH BALANCE		**101,797**	**102,541**	**39,941**	**145,019**	**35,419**
NON EXPENDITURES						
INTERFUND LOAN DISBURSEMENT						
121 999 082 581 10 00 00	LOANS TO OTHER FUNDS	0	0	0	0	0
TOTAL INTERFUND LOAN DISBURSEMENT		**0**	**0**	**0**	**0**	**0**
TOTAL NON EXPENDITURES		**0**	**0**	**0**	**0**	**0**
GRAND TOTAL EMS CAPITAL RESERVE FUND		**101,797**	**102,541**	**144,941**	**145,019**	**145,419**

CITY OF CLARKSTON
2017 FINAL BUDGET - EXPENDITURES
LODGING TAX FUND
JANUARY 1, 2017

LINE ITEM	DESCRIPTION	2015 BUDGET	2015 ACTUAL	2016 BUDGET	2016 ACTUAL	2017 BUDGET
	LODGING TAX FUND					
	OTHER SERVICES & CHARGES					
130 000 211 557 30 44 00	ADVERTISING	0	0	0	0	0
130 000 211 557 30 49 30	CHAMBER TOURISM	0	0	0	0	0
130 000 211 557 30 49 31	HCVA TOURISM PROMOTION	85,000	84,949	85,000	84,967	85,000
130 000 211 557 30 49 32	WINE ALLIANCE, TOURISM	0	0	10,000	10,000	0
130 000 211 573 60 49 32	TOURISM PROMO, SPORTS EVENT	3,890	3,756	3,750	3,750	3,750
	TOTAL OTHER SERVICES & CHARGES	**88,890**	**88,705**	**98,750**	**98,717**	**88,750**
	CAPITAL OUTLAY					
130 000 211 594 75 63 00	IMPROVEMENTS TO REAL PROP	0	0	0	0	0
	TOTAL CAPITAL OUTLAY	**0**	**0**	**0**	**0**	**0**
	OTHER CHARACTERS OF EXPENDITURE					
	OPERATING TRANSFERS OUT					
130 000 211 597 76 00 30	TRF TO CE / PARKS	0	0	0	0	0
	TOTAL OPERATING TRANSFERS OUT	**0**	**0**	**0**	**0**	**0**
	TOTAL OTHER CHARACTERS OF EXPENDITURE	**0**	**0**	**0**	**0**	**0**
	TOTAL APPROPRIATED CITY USE	**88,890**	**88,705**	**98,750**	**98,717**	**88,750**
130 999 211 508 10 00 00	RESERVED ENDING BALANCE	0	0	0	0	0
130 999 211 508 80 00 00	UNRESERVED ENDING BALANCE	543,594	558,594	552,344	564,621	575,371
	TOTAL ESTIMATED ENDING CASH BALANCE	**543,594**	**558,594**	**552,344**	**564,621**	**575,371**
	GRAND TOTAL STADIUM / CONVENTION CENTER FUND	**632,484**	**647,299**	**651,094**	**663,338**	**664,121**

CITY OF CLARKSTON
2017 FINAL BUDGET - EXPENDITURES
MUNICIPAL CAPITAL IMPROVEMENT FUND
JANUARY 1, 2017

	DESCRIPTION	2015 BUDGET	2015 ACTUAL	2016 BUDGET	2016 ACTUAL	2017 BUDGET
MUNICIPAL CAPITAL IMPROVEMENT FUND						
OTHER FINANCING USES						
OPERATING TRANSFERS OUT						
306 000 240 597 00 00 00	OPERATING TRANSFERS OUT	0	0	0	0	0
306 000 240 597 14 00 01	OP TRF/ CITY HALL IMPROVEMENT	0	0	0	0	0
306 000 240 597 21 00 10	OP TRF / 001, POLICE	0	0	0	0	0
306 000 240 597 22 00 20	OP TRF/ OO1, FIRE	0	0	0	0	0
306 000 240 597 42 00 00	OP TRF / 103, STREETS	0	0	0	0	0
306 000 240 597 76 00 20	OP TRF / 103, PARK IMPROVEMENT	0	0	0	0	0
TOTAL OPERATING TRANSFERS OUT		**0**	**0**	**0**	**0**	**0**
TOTAL OTHER FINANCING USES		**0**	**0**	**0**	**0**	**0**
TOTAL APPROPRIATED CITY USE		**0**	**0**	**0**	**0**	**0**
306 999 240 508 10 00 00	RESERVED ENDING BALANCE	0	0	0	0	0
306 999 240 508 80 00 00	UNRESERVED ENDING BALANCE	176,330	204,414	270,214	272,545	338,345
TOTAL ESTIMATED ENDING CASH BALANCE		**176,330**	**204,414**	**270,214**	**272,545**	**338,345**
GRAND TOTAL MUNICIPAL CAPITAL IMPROVEMENT		**176,330**	**204,414**	**270,214**	**272,545**	**338,345**

CITY OF CLARKSTON
2017 FINAL BUDGET - EXPENDITURES
SEWER O M FUND
JANUARY 1, 2017

LINE ITEM	DESCRIPTION	2015 BUDGET	2015 ACTUAL	2016 BUDGET	2016 ACTUAL	2017 BUDGET
SEWER OPERATIONS & MAINTENANCE FUND						
OTHER SERVICES & CHARGES, GEN ADMIN						
400 000 140 535 10 41 10	CONSULTING ENGINEERING	0	0	2,500	0	2,500
400 000 140 535 10 41 20	MANAGEMENT CONSULTING	1,500	924	1,500	1,082	1,500
400 000 140 535 10 41 80	ADVERTISING, PUBLICATIONS	500	460	500	805	500
400 000 140 535 10 41 91	WORKER'S COMP MGMT	1,000	1,095	1,200	1,593	1,200
400 000 140 535 10 46 30	INSURANCE, PROPERTY	70,000	51,562	52,000	50,695	52,000
400 000 140 535 10 46 60	INSURANCE, LIABILITY	0	23,123	25,000	24,123	27,000
400 000 140 535 10 49 20	FILING & RECORDING FEES, COLL.	5,000	1,720	4,000	1,617	3,000
400 000 140 535 10 49 30	BANK FEES	800	1,160	1,500	1,411	1,500
TOTAL OTHER SERVICES & CHARGES		**78,800**	**80,044**	**88,200**	**81,326**	**89,200**
INTERGOVERNMENTAL SERVICES & CHARGES						
400 000 140 535 10 51 10	DOE PERMIT FEE	16,500	13,648	16,500	15,861	16,500
400 000 140 535 10 51 30	STATE AUDIT	7,000	0	8,500	5,681	0
400 000 140 535 10 44 53	EXCISE TAXES	27,000	23,790	28,000	25,262	28,000
TOTAL INTERGOVERNMENTAL SERVICES & CHARGES		**50,500**	**37,438**	**53,000**	**46,804**	**44,500**
CUSTOMER SERVICE SALARIES & WAGES						
400 000 140 535 70 10 00	CUSTOMER SERVICE WAGES	80,500	80,992	84,500	85,538	118,200
TOTAL CUSTOMER SERVICE SALARIES & WAGES		**80,500**	**80,992**	**84,500**	**85,538**	**118,200**
PERSONNEL BENEFITS, CUST SERVICE						
400 000 140 535 70 21 00	FICA / MED AID	6,200	6,192	6,500	6,527	7,600
400 000 140 535 70 22 00	RETIREMENT	10,100	8,215	9,500	9,503	11,100
400 000 140 535 70 24 00	INDUSTRIAL INSURANCE	430	361	650	421	750
400 000 140 535 70 26 10	MEDICAL INSURANCE	13,600	13,479	13,600	13,781	20,350
400 000 140 535 70 26 20	DENTAL INSURANCE	1,350	1,258	1,350	1,269	1,400
400 000 140 535 70 26 30	VISION INSURANCE	250	211	240	211	305
400 000 140 535 70 26 40	LIFE INSURANCE	235	219	230	219	240
TOTAL OTHER SERVICES & CHARGES		**32,165**	**29,935**	**32,070**	**31,931**	**41,745**

CITY OF CLARKSTON
2017 FINAL BUDGET - EXPENDITURES
SEWER O M FUND
JANUARY 1, 2017

LINE ITEM	DESCRIPTION	2015 BUDGET	2015 ACTUAL	2016 BUDGET	2016 ACTUAL	2017 BUDGET
	OPERATIONS SALARIES & WAGES					
400 000 140 535 80 10 00	WAGES	262,000	263,875	267,500	261,534	274,700
400 000 140 535 80 10 10	OVERTIME	16,000	12,536	15,000	13,406	15,000
400 000 140 535 80 10 20	TEMP WAGES	0	0	0	0	0
	TOTAL OPERATIONS SALARIES & WAGES	**278,000**	**276,411**	**282,500**	**274,940**	**289,700**
	PERSONNEL BENEFITS, OPERATIONS					
400 000 140 535 80 21 00	FICA / MED AID	21,700	20,914	21,600	20,703	22,200
400 000 140 535 80 22 00	RETIREMENT	28,500	27,917	31,600	30,336	32,440
400 000 140 535 80 23 00	UNEMPLOYMENT	0	10,975	21,000	439	0
400 000 140 535 80 24 00	INDUSTRIAL INSURANCE	11,700	9,957	15,000	11,651	15,450
400 000 140 535 80 26 10	MEDICAL INSURANCE	86,500	84,990	84,200	79,603	89,800
400 000 140 535 80 26 20	DENTAL INSURANCE	4,610	4,370	4,610	4,334	4,600
400 000 140 535 80 26 30	VISION INSURANCE	1,420	1,414	1,420	1,296	1,460
400 000 140 535 80 26 40	LIFE INSURANCE	800	759	800	734	800
400 000 140 535 80 27 00	CLOTHING & UNIFORMS	1,000	1,036	1,000	1,000	1,000
	TOTAL PERSONNEL BENEFITS, OPERATIONS	**156,230**	**162,332**	**181,230**	**150,096**	**167,750**
	SUPPLIES					
400 000 140 535 80 31 10	OFFICE SUPPLIES	1,000	1,265	1,000	982	1,000
400 000 140 535 80 31 20	FORMS, RECEIPTS	600	637	1,000	686	1,000
400 000 140 535 80 31 50	MAINTENANCE SUPPLIES	500	270	500	603	1,000
400 000 140 535 80 31 60	OPERATING SUPPLIES	1,000	0	1,000	1	500
400 000 140 535 80 31 61	SAFETY SUPPLIES	500	0	500	160	4,000
400 000 140 535 80 31 62	OPER SUPPLIES, SEWER LINE	500	0	1,500	0	1,500
400 000 140 535 80 31 80	CHEMICALS & LAB SUPPLIES	50,000	28,040	50,000	34,736	40,000
400 000 140 535 80 32 00	FUEL	6,000	2,911	6,000	3,134	4,000
400 000 140 535 80 35 00	SMALL TOOLS / MINOR EQUIP	6,900	1,257	8,000	1,846	3,000
	TOTAL SUPPLIES	**67,000**	**34,380**	**69,500**	**42,148**	**56,000**
	OTHER SERVICES & CHARGES, OPERATIONS					
400 000 140 535 80 41 70	MEDICAL SERVICES, DRUG TEST	300	328	600	280	400
400 000 140 535 80 41 90	LAB FEES	3,000	888	3,000	6,378	7,000

CITY OF CLARKSTON
2017 FINAL BUDGET - EXPENDITURES
SEWER O M FUND
JANUARY 1, 2017

LINE ITEM	DESCRIPTION	2015 BUDGET	2015 ACTUAL	2016 BUDGET	2016 ACTUAL	2017 BUDGET
400 000 140 535 80 41 91	OTHER PROFFESIONAL SERVICES	1,000	6,549	1,000	539	2,000
400 000 140 535 80 42 10	TELEPHONES, INTERNET	4,000	5,087	5,000	5,100	5,000
400 000 140 535 80 42 11	ALARMS	1,000	684	1,000	590	1,000
400 000 140 535 80 42 20	POSTAGE	5,000	4,849	5,500	5,651	6,000
400 000 140 535 80 43 00	TRAVEL, MEALS, LODGING	3,000	1,318	3,000	1,393	2,500
400 000 140 535 80 47 10	ELECTRICITY, GAS	160,000	145,008	160,000	153,509	170,000
400 000 140 535 80 47 20	WATER	1,500	1,079	1,500	1,746	2,000
400 000 140 535 80 47 30	GENERATED SLUDGE DISPOSAL	70,000	54,763	68,000	68,483	80,000
400 000 140 535 80 47 31	LANDFILL	3,000	1,345	3,000	1,238	1,500
400 000 140 535 80 47 32	STORMWATER	1,500	1,417	1,500	1,417	1,500
400 000 140 535 80 48 10	BLDG REPAIRS & MAINTENANCE	3,000	2,412	11,000	10,522	5,000
400 000 140 535 80 48 11	SEWER LINE REPAIRS	10,000	327	10,000	388	10,000
400 000 140 535 80 48 20	VEHICLE REPAIRS & MAINT	5,000	2,080	8,500	8,551	8,500
400 000 140 535 80 48 21	HYDROFLUSHER REPAIRS & MAIN	5,000	7,860	8,000	3,252	8,000
400 000 140 535 80 48 30	EQUIPMENT REPAIRS & MAINT	20,000	27,851	60,000	55,606	50,000
400 000 140 535 80 49 10	DUES, SUBSCRIPTIONS, MMBR	500	989	500	326	500
400 000 140 535 80 49 40	REGISTRATION, TUITION	1,500	2,035	3,000	905	2,000
400 000 140 535 80 49 60	CLEANING, LAUNDRY	0	0	0	0	0
TOTAL OTHER SERVICES & CHARGES, OPERATIONS		**298,300**	**266,869**	**354,100**	**325,874**	**362,900**
INTERFUND TRANSACTIONS						
400 000 140 535 80 45 10	OFFICE RENT	4,000	4,000	4,000	4,000	4,000
TOTAL INTERFUND TRANSACTIONS		**4,000**	**4,000**	**4,000**	**4,000**	**4,000**
INTEREST/DEBT SERVICE COSTS						
400 000 140 592 80 00 00	INTERFUND LOAN INTEREST	0	0	0	0	0
TOTAL INTEREST/DEBT SERVICE		**0**	**0**	**0**	**0**	**0**
CAPITAL OUTLAY						
400 000 140 594 35 61 00	LAND ACQUISITION	0	0	0	0	0
400 000 140 594 35 62 00	BUILDINGS & STRUCTURES	0	0	0	0	0
400 000 140 594 35 63 00	IMPROVEMENT TO REAL PROP	0	6,496	0	0	37,000
400 000 140 594 35 64 10	VEHICLES	0	0	0	0	0

CITY OF CLARKSTON
2017 FINAL BUDGET - EXPENDITURES
SEWER O M FUND
JANUARY 1, 2017

LINE ITEM	DESCRIPTION	2015 BUDGET	2015 ACTUAL	2016 BUDGET	2016 ACTUAL	2017 BUDGET
400 000 140 594 35 64 20	OFFICE EQUIPMENT	3,800	0	3,800	3,724	0
400 000 140 594 35 64 90	OTHER MACHINERY & EQUIP	4,600	4,572	0	3,169	97,500
	TOTAL CAPITAL OUTLAY	**8,400**	**11,068**	**3,800**	**6,893**	**134,500**
	TOTAL EXPENDITURES	**1,053,895**	**983,469**	**1,152,900**	**1,049,550**	**1,308,495**
	OPERATING TRANSFERS OUT					
400 000 140 597 35 00 10	OP TRF / 402, LINE RESERVE	20,000	20,000	20,000	20,000	20,000
400 000 140 597 35 00 20	OP TRF / 403, CAP RPLCMNT RSRV	20,000	20,000	20,000	20,000	20,000
400 000 140 597 35 00 30	OP TRF / 401, EQUIP RESERVE	20,000	20,000	20,000	20,000	20,000
400 000 140 597 35 00 40	OP TRF / 406, 2011 BOND	160,300	160,300	345,000	345,000	340,000
400 000 140 597 35 00 41	OP TRF / 407, PWTF LOAN	487,110	487,110	355,000	355,000	365,000
400 000 140 597 35 00 43	OP TRF / 408, L9700039, SRF	38,600	38,600	38,600	38,600	38,600
400 000 140 597 35 00 44	OP TRF 408/ SRF LOAN L1200009	44,100	44,100	44,100	44,100	44,800
	TOTAL OPERATING TRANSFERS OUT	**790,110**	**790,110**	**842,700**	**842,700**	**848,400**
	TOTAL OTHER FINANCING USES	**790,110**	**790,110**	**842,700**	**842,700**	**848,400**
	TOTAL APPROPRIATED CITY USE	**1,844,005**	**1,773,579**	**1,995,600**	**1,892,250**	**2,156,895**
400 999 140 508 10 00 00	RESERVED ENDING BALANCE	0	0	0	0	0
400 999 140 508 80 00 00	UNRESERVED ENDING BALANCE	520,418	768,379	735,778	766,755	607,860
	TOTAL ESTIMATED ENDING CASH BALANCE	**520,418**	**768,379**	**735,778**	**766,755**	**607,860**
	NON-EXPENDITURES					
	INTERFUND LOAN DISBURSEMENTS					
400 999 140 581 20 00 00	LOAN PAYMENT	0	0	0	0	0
	TOTAL INTERFUND LOAN DISBURSEMENTS	**0**	**0**	**0**	**0**	**0**
	GRAND TOTAL SEWER O & M FUND	**2,364,423**	**2,541,958**	**2,731,378**	**2,659,005**	**2,764,755**

CITY OF CLARKSTON
2017 FINAL BUDGET - EXPENDITURES
SEWER EQUIPMENT RESERVE FUND
JANUARY 1, 2017

LINE ITEM	DESCRIPTION	2015 BUDGET	2015 ACTUAL	2016 BUDGET	2016 ACTUAL	2017 BUDGET
SEWER EQUIPMENT RESERVE FUND						
OTHER FINANCING USES						
OPERATING TRANSFERS OUT						
401 000 141 597 35 00 12	OP TRF TO 400/VEHICLES	0	0	0	0	0
TOTAL OPERATING TRANSFERS OUT		**0**	**0**	**0**	**0**	**0**
TOTAL OTHER FINANCING USES		**0**	**0**	**0**	**0**	**0**
TOTAL APPROPRIATED CITY USE		**0**	**0**	**0**	**0**	**0**
401 999 141 508 10 00 00	RESERVED ENDING BALANCE	0	0	0	0	0
401 999 141 508 80 00 00	UNRESERVED ENDING BALANCE	95,714	96,486	116,936	116,933	137,383
TOTAL ESTIMATED ENDING CASH BALANCE		**95,714**	**96,486**	**116,936**	**116,933**	**137,383**
GRAND TOTAL SEWER EQUIPMENT RESERVE		**95,714**	**96,486**	**116,936**	**116,933**	**137,383**

CITY OF CLARKSTON
2017 FINAL BUDGET - EXPENDITURES
SEWER LINE RESERVE FUND
JANUARY 1, 2017

LINE ITEM	DESCRIPTION	2015 BUDGET	2015 ACTUAL	2016 BUDGET	2016 ACTUAL	2017 BUDGET
SEWER LINE RESERVE FUND						
OTHER FINANCING USES						
OPERATING TRANSFERS OUT						
402 000 142 597 35 00 13	OP TRF/400 LAND PURCHASE	0	0	0	0	0
402 000 142 597 35 00 32	OP TRF/400 LINE CONSTRUCTIOI	0	0	0	0	0
TOTAL OPERATING TRANSFERS OUT		**0**	**0**	**0**	**0**	**0**
TOTAL OTHER FINANCING USES		**0**	**0**	**0**	**0**	**0**
TOTAL APPROPRIATED CITY USE		**0**	**0**	**0**	**0**	**0**
402 999 142 508 00 00 00	ESTIMATED ENDING CASH BAL	497,646	501,959	524,459	524,271	546,771
402 999 142 508 10 00 00	RESERVED ENDING BALANCE	0	0	0	0	0
TOTAL ESTIMATED ENDING CASH BALANCE		**497,646**	**501,959**	**524,459**	**524,271**	**546,771**
NON EXPENDITURES						
INTERFUND LOAN DISBURSEMENTS						
402 999 142 581 10 00 00	I/F LOANS TO OTHER FUNDS	0	0	0	0	0
TTL I/F LOAN DISBURSEMENTS		**0**	**0**	**0**	**0**	**0**
TOTAL NON EXPENDITURES		**0**	**0**	**0**	**0**	**0**
GRAND TOTAL SEWER LINE RESERVE FUND		**497,646**	**501,959**	**524,459**	**524,271**	**546,771**

CITY OF CLARKSTON
2017 FINAL BUDGET - EXPENDITURES
SEWER CAPITAL REPLACEMENT FUND
JANUARY 1, 2017

LINE ITEM	DESCRIPTION	2015 BUDGET	2015 ACTUAL	2016 BUDGET	2016 ACTUAL	2017 BUDGET
SEWER CAPITAL REPLACEMENT FUND						
OTHER FINANCING USES						
OPERATING TRANSFERS OUT						
403 000 143 597 35 00 20	OP TRF / 401, EQUIP RESERVE	0	0	0	0	0
403 000 143 597 35 00 30	OP TRF / 400, SEWER O & M	0	0	0	0	0
403 000 143 587 35 00 40	EQUITY TRANSFER / 404	0	0	0	0	0
TOTAL OPERATING TRANSFERS OUT		**0**	**0**	**0**	**0**	**0**
TOTAL OTHER FINANCING USES		**0**	**0**	**0**	**0**	**0**
TOTAL APPROPRIATED CITY USE		**0**	**0**	**0**	**0**	**0**
403 999 143 508 10 00 00	RESERVED ENDING BALANCE	0	0	0	0	0
403 999 143 508 80 00 00	UNRESERVED ENDING BALANC	81,099	81,745	102,045	102,124	122,424
TOTAL ESTIMATED ENDING CASH BALANCE		**81,099**	**81,745**	**102,045**	**102,124**	**122,424**
GRAND TOTAL SEWER CAPITAL REPLACEMENT RESERVE		**81,099**	**81,745**	**102,045**	**102,124**	**122,424**

CITY OF CLARKSTON
2017 FINAL BUDGET - EXPENDITURES
SEWER RESERVE FUND
JANUARY 1, 2017

LINE ITEM	DESCRIPTION	2015 BUDGET	2015 ACTUAL	2016 BUDGET	2016 ACTUAL	2017 BUDGET
SEWER RESERVE FUND						
OTHER FINANCING USES						
OPERATING TRANSFERS OUT						
404 000 144 597 35 00 14	OP TRF / 400	0	0	0	0	0
TOTAL OPERATING TRANSFERS OUT		**0**	**0**	**0**	**0**	**0**
TOTAL OTHER FINANCING USES		**0**	**0**	**0**	**0**	**0**
TOTAL APPROPRIATED CITY USE		**0**	**0**	**0**	**0**	**0**
404 999 144 508 00 00 00	ESTIMATED ENDING CASH BAL	118,920	95,349	121,782	95,349	124,346
404 999 144 508 10 00 00	RESERVED ENDING BALANCE	0	0	0	0	0
TOTAL ESTIMATED ENDING CASH BALANCE		**118,920**	**121,183**	**121,782**	**123,746**	**124,346**
GRAND TOTAL SEWER RESERVE		**118,920**	**121,183**	**121,782**	**123,746**	**124,346**

CITY OF CLARKSTON
2017 FINAL BUDGET - EXPENDITURES
SEWER CONSTRUCTION FUND
JANUARY 1, 2017

LINE ITEM	DESCRIPTION	2015 BUDGET	2015 ACTUAL	2016 BUDGET	2016 ACTUAL	2017 BUDGET
SEWER CONSTRUCTION FUND						
INTEREST/DEBT SERVICE COSTS						
405 000 145 592 35 84 00	DEBT ISSUANCE COSTS	0	950	0	0	0
TOTAL INTEREST/DEBT COSTS		**0**	**950**	**0**	**0**	**0**
CAPITAL OUTLAY						
405 000 145 594 35 63 00	IMPROVEMENTS TO PROPERTY	650,000	645,831	343,000	52,635	195,000
405 000 145 594 35 63 10	DESIGN ENGINEERING	16,700	15,030	50,000	37,170	0
405 000 145 594 35 63 20	CONSTRUCTION ENGINEERING	0	0	0	3,225	18,000
TOTAL CAPITAL OUTLAY		**666,700**	**660,861**	**393,000**	**93,030**	**213,000**
TOTAL EXPENDITURES		**666,700**	**661,811**	**393,000**	**93,030**	**213,000**
OTHER FINANCING USES						
OPERATING TRANSFERS OUT						
405 000 145 597 35 00 10	TRF TO DEBT SVC	139,700	100,000	0	0	0
405 000 145 597 35 00 50	TRF TO 400/ REIMBURSE	0	0	0	0	0
TOTAL OPERATING TRANSFERS OUT		**139,700**	**100,000**	**0**	**0**	**0**
TOTAL OTHER FINANCING USES		**139,700**	**100,000**	**0**	**0**	**0**
TOTAL APPROPRIATED CITY USES		**806,400**	**761,811**	**393,000**	**93,030**	**213,000**
405 999 145 508 10 00 00	RESERVED ENDING BALANCE	352,642	404,019	19	300,678	88,178
405 999 145 508 80 00 00	UNRESERVED END BALANCE	0	0	0	0	0
TOTAL ESTIMATED ENDING CASH BALANCE		**352,642**	**404,019**	**19**	**300,678**	**88,178**
GRAND TOTAL SEWER RESERVE		**1,159,042**	**1,165,830**	**393,019**	**393,708**	**301,178**

CITY OF CLARKSTON
2017 FINAL BUDGET - EXPENDITURES
SEWER REVENUE BOND FUND
JANUARY 1, 2017

LINE ITEM	DESCRIPTION	2015 BUDGET	2015 ACTUAL	2016 BUDGET	2016 ACTUAL	2017 BUDGET
SEWER REVENUE BOND FUND						
OTHER CHARACTERS OF EXPENDITURE						
REDEMPTION GENERAL LONG TERM DEBT						
406 000 146 591 35 72 00	2011 BOND PRINCIPAL	50,000	50,000	50,000	50,000	50,000
406 000 146 591 35 72 10	2013 BOND PRINCIPAL	70,000	70,000	70,000	70,000	70,000
TOTAL GENERAL LT DEBT REDEMPTION		**120,000**	**120,000**	**120,000**	**120,000**	**120,000**
INTEREST & OTHER DEBT SERVICE COSTS						
406 000 146 592 35 83 30	2011 BOND INTEREST	82,800	82,787	81,540	81,537	80,300
406 000 146 592 35 83 40	2013 BOND INTEREST	139,700	139,634	138,725	138,724	137,820
406 000 146 592 35 89 00	OTHER DEBT SERVICE COSTS	850	850	300	0	500
TOTAL INTEREST/DEBT SERVICE COSTS		**223,350**	**223,271**	**220,565**	**220,261**	**218,620**
TOTAL OTHER CHARACTERS OF EXPENDITURE		**343,350**	**343,271**	**340,565**	**340,261**	**338,620**
TOTAL APPROPRIATED CITY USE		**343,350**	**343,271**	**340,565**	**340,261**	**338,620**
406 999 146 508 10 00 00	RESERVED ENDING BALANCE	348,000	348,000	345,000	345,000	345,000
406 999 146 508 80 00 00	UNRESERVED END BALANCE	44,378	(13,646)	7,288	11,835	16,215
TOTAL ESTIMATED ENDING CASH BALANCE		**392,378**	**334,354**	**352,288**	**356,835**	**361,215**
GRAND TOTAL PWTF LOANS - SEWER		**735,728**	**677,625**	**692,853**	**697,096**	**699,835**

CITY OF CLARKSTON
2017 FINAL BUDGET - EXPENDITURES
PWTF LOAN FUND
JANUARY 1, 2017

LINE ITEM	DESCRIPTION	2015 BUDGET	2015 ACTUAL	2016 BUDGET	2016 ACTUAL	2017 BUDGET
PWTF LOAN FUND - SEWER						
OTHER CHARACTERS OF EXPENDITURE						
REDEMPTION GENERAL LONG TERM DEBT						
407 000 147 591 35 79 20	PWTF LOAN #PC12-951-035, PRINC	439,410	436,206	349,750	349,746	349,750
TOTAL GENERAL LT DEBT REDEMPTION		**439,410**	**436,206**	**349,750**	**349,746**	**349,750**
INTEREST & OTHER DEBT SERVICE COSTS						
407 000 147 592 35 83 20	PWTF LOAN #PC12-951-035, INT	47,700	23,743	22,750	22,733	21,900
407 000 147 592 35 89 00	OTHER DEBT SERVICE COSTS	0	0	0	0	0
TOTAL INTEREST/DEBT SERVICE COSTS		**47,700**	**23,743**	**22,750**	**22,733**	**21,900**
TOTAL OTHER CHARACTERS OF EXPENDITURE		**487,110**	**459,949**	**372,500**	**372,479**	**371,650**
TOTAL APPROPRIATED CITY USE		**487,110**	**459,949**	**372,500**	**372,479**	**371,650**
407 999 147 508 80 00 00	UNRESERVED END BALANCE	676	28,044	10,544	10,631	3,981
407 999 147 508 10 00 00	RESERVED ENDING BALANCE	0	0	0	0	0
TOTAL ESTIMATED ENDING CASH BALANCE		**676**	**28,044**	**10,544**	**10,631**	**3,981**
GRAND TOTAL PWTF LOANS - SEWER		**487,786**	**487,993**	**383,044**	**383,110**	**375,631**

CITY OF CLARKSTON
2017 FINAL BUDGET - EXPENDITURES
SRF LOAN FUND
JANUARY 1, 2017

LINE ITEM	DESCRIPTION	2015 BUDGET	2015 ACTUAL	2016 BUDGET	2016 ACTUAL	2017 BUDGET
SRF LOAN FUND - SEWER						
OTHER CHARACTERS OF EXPENDITURE						
REDEMPTION GENERAL LONG TERM DEBT						
408 000 148 591 35 72 20	SRF LOAN PRINCIPAL, L9700039	33,610	33,603	35,065	35,064	36,590
408 000 148 912 35 72 30	SRF LOAN PRINCIPAL, L1200	28,120	28,118	28,860	28,857	29,620
TOTAL GENERAL LT DEBT REDEMPTION		**61,730**	**61,721**	**63,925**	**63,921**	**66,210**
INTEREST & OTHER DEBT SERVICE COSTS						
408 000 148 592 35 83 20	SRF LOAN INTEREST, L9700039	4,990	4,981	3,525	3,520	2,000
408 000 148 592 35 83 30	SRF LOAN INTEREST, L1200	15,900	15,891	15,155	15,152	14,400
408 000 148 592 35 84 00	OTHER DEBT SERVICE COSTS	300	0	200	0	200
TOTAL INTEREST/DEBT SERVICE COSTS		**21,190**	**20,872**	**18,880**	**18,672**	**16,600**
TOTAL OTHER CHARACTERS OF EXPENDITURE		**82,920**	**82,593**	**82,805**	**82,593**	**82,810**
TOTAL APPROPRIATED CITY USE		**82,920**	**82,593**	**82,805**	**82,593**	**82,810**
408 999 148 508 10 00 00	RESERVED ENDING BALANCE	82,600	82,600	82,600	82,600	82,600
408 999 148 508 80 00 00	UNRESERVED ENDING BALANCE	1,973	3,377	3,672	3,697	3,987
TOTAL ESTIMATED ENDING CASH BALANCE		**84,573**	**85,977**	**86,272**	**86,297**	**86,587**
GRAND TOTAL SRF LOAN FUND - SEWER		**167,493**	**168,570**	**169,077**	**168,890**	**169,397**

CITY OF CLARKSTON
2017 FINAL BUDGET - EXPENDITURES
STORMWATER O M FUND
JANUARY 1, 2017

LINE ITEM	DESCRIPTION	2015 BUDGET	2015 ACTUAL	2016 BUDGET	2016 ACTUAL	2017 BUDGET
STORMWATER OPERATIONS & MAINTENANCE FUND						
CUSTOMER SERVICE SALARIES & WAGES						
409 000 049 531 10 10 00	CUSTOMER SERVICE WAGES	13,460	14,017	14,800	14,642	15,500
TOTAL CUSTOMER SERVICE SALARIES & WAGES		**13,460**	**14,017**	**14,800**	**14,642**	**15,500**
PERSONNEL BENEFITS, CUST SERVICE						
409 000 049 531 10 21 00	FICA / MED AID	1,030	1,077	1,130	1,119	1,185
409 000 049 531 10 22 00	RETIREMENT	1,240	1,422	1,650	1,625	1,730
409 000 049 531 10 24 00	INDUSTRIAL INSURANCE	140	79	145	91	150
409 000 049 531 10 26 10	MEDICAL INSURANCE	3,460	3,600	3,700	3,653	3,930
409 000 049 531 10 26 20	DENTAL INSURANCE	270	271	290	273	300
409 000 049 531 10 26 30	VISION INSURANCE	80	57	80	57	80
409 000 049 531 10 26 40	LIFE INSURANCE	50	47	50	47	50
TOTAL OTHER SERVICES & CHARGES		**6,270**	**6,553**	**7,045**	**6,865**	**7,425**
SUPPLIES						
409 000 049 531 10 31 10	OFFICE SUPPLIES	800	629	800	685	800
409 000 049 531 10 31 20	FORMS, RECEIPTS	1,000	600	1,000	686	1,000
409 000 049 531 10 31 50	MAINTENANCE SUPPLIES	400	312	400	761	400
TOTAL SUPPLIES		**2,200**	**1,541**	**2,200**	**2,132**	**2,200**
OTHER SERVICES & CHARGES, OPERATIONS						
409 000 049 531 10 41 10	CONSULTING ENGINEERING	0	0	0	0	0
409 000 049 531 10 41 80	ADVERTISING, PUBLICATIONS	0	89	100	100	100
409 000 049 531 10 41 91	OTHER PROFESSIONAL SERVIC	0	136	0	0	0
409 000 049 531 10 42 10	TELEPHONES	300	0	300	0	300
409 000 049 531 10 42 20	POSTAGE	4,300	4,649	4,800	4,640	4,800
409 000 049 531 10 44 53	EXCISE TAXES	5,000	4,399	5,000	4,477	5,000
409 000 049 531 10 45 10	OFFICE RENT	2,000	2,000	2,000	2,000	2,000
409 000 049 531 10 46 30	INSURANCE, PROPERTY	3,000	3,000	0	0	0
409 000 049 531 10 46 60	INSURANCE, LIABILITY	0	0	3,000	3,000	3,400
409 000 049 531 10 47 30	LANDFILL SWEEPINGS	0	5,099	6,000	7,268	6,000

CITY OF CLARKSTON
2017 FINAL BUDGET - EXPENDITURES
STORMWATER O M FUND
JANUARY 1, 2017

LINE ITEM	DESCRIPTION	2015 BUDGET	2015 ACTUAL	2016 BUDGET	2016 ACTUAL	2017 BUDGET
409 000 049 531 10 48 30	EQUIPMENT REPAIR	0	0	350	331	0
409 000 049 531 10 49 20	FILING & RECORDING FEES, CC	4,000	1,720	3,000	1,617	2,500
TOTAL OTHER SERVICES & CHARGES, OPERATIONS		**18,600**	**21,092**	**24,550**	**23,433**	**24,100**
INTERGOVERNMENTAL SERVICES & CHARGES						
409 000 049 531 10 49 10	STORMWATER INTERLOCAL	294,000	286,280	288,000	286,060	288,000
409 000 049 531 10 49 30	BANK FEES	800	1,109	1,000	1,391	1,200
409 000 049 531 10 51 10	STORMWATER PERMIT	2,500	1,191	5,200	5,167	3,000
409 000 049 531 10 51 30	STATE AUDIT	1,500	0	2,000	1,314	0
TOTAL INTERGOVERNMENTAL SERVICES & CHARGES		**298,800**	**288,580**	**296,200**	**293,932**	**292,200**
CAPITAL OUTLAY						
409 000 049 594 31 61 00	LAND ACQUISITION	0	0	0	0	0
409 000 049 594 31 62 00	BUILDINGS & STRUCTURES	0	0	0	0	0
409 000 049 594 31 63 00	IMPROVEMENT TO REAL PROP	50,000	13,959	50,000	0	0
409 000 049 594 31 63 10	DESIGN ENGINEERING	0	0	0	0	0
409 000 049 594 31 63 20	CONSTRUCTION ENGINEERING	0	0	0	0	0
409 000 049 594 31 64 10	VEHICLES	0	0	0	0	0
409 000 049 594 31 64 20	OFFICE EQUIPMENT	3,550	0	3,750	3,724	0
409 000 049 594 31 64 90	OTHER MACHINERY & EQUIP	0	0	0	0	0
TOTAL CAPITAL OUTLAY		**53,550**	**13,959**	**53,750**	**3,724**	**0**
TOTAL EXPENDITURES		**392,880**	**345,742**	**398,545**	**344,728**	**341,425**
OPERATING TRANSFERS OUT						
TOTAL OPERATING TRANSFERS OUT		**0**	**0**	**0**	**0**	**0**
TOTAL OTHER FINANCING USES		**0**	**0**	**0**	**0**	**0**

CITY OF CLARKSTON
2017 FINAL BUDGET - EXPENDITURES
STORMWATER O M FUND
JANUARY 1, 2017

LINE ITEM	DESCRIPTION	2015 BUDGET	2015 ACTUAL	2016 BUDGET	2016 ACTUAL	2017 BUDGET
TOTAL APPROPRIATED CITY USE		**392,880**	**345,742**	**398,545**	**344,728**	**341,425**
409 999 049 508 80 00 00	UNRESERVED END BALANCE	23,863	29,380	14,032	27,052	36,827
409 999 049 508 10 00 00	RESERVED ENDING BALANCE	0	0	0	0	0
TOTAL ESTIMATED ENDING CASH BALANCE		**23,863**	**29,380**	**14,032**	**27,052**	**36,827**
NON-EXPENDITURES						
INTERFUND LOAN DISBURSEMENTS						
409 999 049 581 20 00 00	LOAN PAYMENT	30,000	0	0	0	0
TOTAL INTERFUND LOAN DISBURSEMENTS		**30,000**	**0**	**0**	**0**	**0**
GRAND TOTAL STORMWATER O & M FUND		**446,743**	**375,122**	**412,577**	**371,780**	**378,252**

CITY OF CLARKSTON
2017 FINAL BUDGET - EXPENDITURES
SANITATION O M FUND
JANUARY 1, 2017

LINE ITEM	DESCRIPTION	2015 BUDGET	2015 ACTUAL	2016 BUDGET	2016 ACTUAL	2017 BUDGET
SANITATION OPERATIONS & MAINTENANCE FUND						
OTHER SERVICES & CHARGES, GEN ADMIN						
410 000 150 537 10 41 20	MANAGEMENT CONSULTING	1,200	924	1,200	1,262	1,200
410 000 150 537 10 41 91	WORKER'S COMP MGMT	1,000	1,087	1,200	1,366	1,200
410 000 150 537 10 46 30	INSURANCE, PROPERTY	29,000	6,911	7,500	7,007	7,500
410 000 150 537 10 46 60	INSURANCE, LIABILITY	0	20,815	22,000	21,716	24,500
410 000 150 537 10 49 20	FILING, RECORDING FEE, COLLEC	5,000	1,720	4,000	1,617	350
410 000 150 537 10 49 30	BANK FEES	900	1,135	1,200	1,406	1,400
TOTAL OTHER SERVICES & CHARGES		**37,100**	**32,592**	**37,100**	**34,374**	**36,150**
INTERGOVERNMENTAL SERVICES & CHARGES						
410 000 150 537 10 51 30	STATE AUDIT	4,500	0	5,000	3,446	0
410 000 150 537 10 44 53	EXCISE & B&O TAXES	21,000	20,480	21,000	22,738	24,000
TOTAL INTERGOVERNMENTAL SERVICES & CHARGES		**25,500**	**20,480**	**26,000**	**26,184**	**24,000**
CUSTOMER SERVICE SALARIES & WAGES						
410 000 150 537 70 10 00	CUSTOMER SERVICE WAGES	79,500	80,628	84,500	85,155	117,300
TOTAL CUSTOMER SERVICE SALARIES & WAGES		**79,500**	**80,628**	**84,500**	**85,155**	**117,300**
PERSONNEL BENEFITS, CUST SERVICE						
410 000 150 537 70 21 00	FICA / MED AID	6,100	6,165	6,500	6,498	7,550
410 000 150 537 70 22 00	RETIREMENT	8,050	8,178	9,500	9,460	11,100
410 000 150 537 70 24 00	INDUSTRIAL INSURANCE	425	360	650	419	630
410 000 150 537 70 26 10	MEDICAL INSURANCE	13,500	13,442	13,500	13,742	20,300
410 000 150 537 70 26 20	DENTAL INSURANCE	1,325	1,254	1,325	1,265	1,400
410 000 150 537 70 26 30	VISION INSURANCE	240	210	240	210	340
410 000 150 537 70 26 40	LIFE INSURANCE	235	218	225	218	240
TOTAL OTHER SERVICES & CHARGES		**29,875**	**29,827**	**31,940**	**31,812**	**41,560**
OPERATIONS SALARIES & WAGES						
410 000 150 537 80 10 00	WAGES	300,000	291,192	295,000	299,003	301,500
410 000 150 537 80 10 10	OVERTIME	6,000	5,378	6,000	6,479	6,500
TOTAL OPERATIONS SALARIES & WAGES		**306,000**	**296,570**	**301,000**	**305,482**	**308,000**

CITY OF CLARKSTON
2017 FINAL BUDGET - EXPENDITURES
SANITATION O M FUND
JANUARY 1, 2017

LINE ITEM	DESCRIPTION	2015 BUDGET	2015 ACTUAL	2016 BUDGET	2016 ACTUAL	2017 BUDGET
PERSONNEL BENEFITS, OPERATIONS						
410 000 150 537 80 21 00	FICA / MED AID	24,000	22,263	22,900	22,655	23,700
410 000 150 537 80 22 00	RETIREMENT	30,800	30,139	33,500	33,337	34,600
410 000 150 537 80 23 00	UEMPLOYMENT INSURANCE	3,000	0	0	0	0
410 000 150 537 80 24 00	INDUSTRIAL INSURANCE	16,700	11,037	16,700	13,423	15,850
410 000 150 537 80 26 10	MEDICAL INSURANCE	121,500	112,712	109,000	108,219	120,800
410 000 150 537 80 26 20	DENTAL INSURANCE	5,250	4,993	5,200	4,990	5,165
410 000 150 537 80 26 30	VISION INSURANCE	2,025	1,984	2,000	1,907	1,960
410 000 150 537 80 26 40	LIFE INSURANCE	860	868	860	860	850
410 000 150 537 80 27 00	CLOTHING & UNIFORMS	1,000	1,000	1,000	1,000	1,000
TOTAL PERSONNEL BENEFITS, OPERATIONS		**205,135**	**184,996**	**191,160**	**186,391**	**203,925**
SUPPLIES						
410 000 150 537 80 31 10	OFFICE SUPPLIES	500	630	500	778	500
410 000 150 537 80 31 20	FORMS, RECEIPTS	800	638	800	686	800
410 000 150 537 80 31 50	MAINTENANCE SUPPLIES	4,500	5,410	4,500	4,817	4,500
410 000 150 537 80 31 60	OPERATING SUPPLIES	500	72	500	376	500
410 000 150 537 80 31 61	SAFETY SUPPLIES	1,000	1,486	1,000	827	1,000
410 000 150 537 80 32 00	FUEL	36,000	29,114	36,000	25,935	30,000
410 000 150 537 80 35 00	SMALL TOOLS/ MINOR EQUIP	3,300	231	3,300	1,814	3,300
410 000 150 537 80 35 10	TOTES	15,000	15,624	15,000	13,842	16,000
TOTAL SUPPLIES		**61,600**	**53,205**	**61,600**	**49,075**	**56,600**
OTHER SERVICES & CHARGES, OPERATIONS						
410 000 150 537 80 41 70	MEDICAL SERVICES, DRUG TEST	300	445	300	523	400
410 000 150 537 80 42 10	TELEPHONES	800	600	800	0	800
410 000 150 537 80 42 20	POSTAGE	4,600	4,669	4,600	4,726	4,800
410 000 150 537 80 43 00	TRAVEL, LODING, MEALS	100	0	0	0	0
410 000 150 537 80 41 80	ADVERTISING	400	460	400	424	500
410 000 150 537 80 45 30	EQUIPMENT RENTAL	500	0	500	0	500
410 000 150 537 80 47 30	LANDFILL DISPOSAL CHARGES	190,000	210,743	255,000	242,706	255,000
410 000 150 537 80 47 31	YARDWASTE DISPOSAL CHGS'	60,000	59,665	60,000	59,358	65,000
410 000 150 537 80 48 20	VEHICLE REPAIRS & MAINT	25,000	45,843	35,000	21,988	35,000
410 000 150 537 80 48 30	EQUIPMENT REPAIRS & MAINT	5,000	8,991	5,000	7,304	5,000
410 000 150 537 80 49 10	DUES, SUBSCRIPTIONS, MMBRSHI	100	0	100	204	100
410 000 150 537 80 49 40	REGISTRATION, TUITION	100	0	0	0	0

CITY OF CLARKSTON
2017 FINAL BUDGET - EXPENDITURES
SANITATION O M FUND
JANUARY 1, 2017

LINE ITEM	DESCRIPTION	2015 BUDGET	2015 ACTUAL	2016 BUDGET	2016 ACTUAL	2017 BUDGET
410 000 150 537 80 49 60	CLEANING, LAUNDRY	1,000	654	1,000	1,148	1,000
	TOTAL OTHER SERVICES & CHARGES, OPERATIONS	**287,900**	**332,070**	**362,700**	**338,381**	**368,100**
	INTERFUND TRANSACTIONS					
410 000 150 537 80 45 10	OFFICE RENT	4,000	4,000	4,000	4,000	4,000
410 000 150 537 80 45 20	SHOP RENT	20,000	20,000	20,000	20,000	20,000
	TOTAL INTERFUND	**24,000**	**24,000**	**24,000**	**24,000**	**24,000**
	DEBT SERVICE					
410 000 150 591 37 79 00	LOCAL LOAN PAYMENT	25,950	25,950	27,280	27,280	28,700
	TOTAL DEBT SERVICE	**25,950**	**25,950**	**27,280**	**27,280**	**28,700**
	INTEREST & OTHER DEBT COSTS					
410 000 150 592 37 82 00	INTERFUND LOAN INTEREST	0	0	0	0	0
410 000 150 592 37 83 10	INTEREST	9,960	9,957	8,630	8,626	7,230
	TOTAL INTEREST & OTHER DEBT COSTS	**9,960**	**9,957**	**8,630**	**8,626**	**7,230**
	CAPITAL OUTLAY					
410 000 150 594 37 63 00	IMPROVEMENT TO REAL PROP	0	0	0	0	0
410 000 150 594 37 64 10	VEHICLES	0	0	0	0	0
410 000 150 594 37 64 20	OFFICE EQUIPMENT	3,800	0	3,800	3,724	0
410 000 150 594 37 64 90	OTHER MACHINERY & EQUIP	20,000	0	0	0	0
	TOTAL CAPITAL OUTLAY	**23,800**	**0**	**3,800**	**3,724**	**0**
	TOTAL EXPENDITURES	**1,116,320**	**1,090,275**	**1,159,710**	**1,120,484**	**1,215,565**
	OTHER FINANCING USES					
	OPERATING TRANSFERS OUT					
410 000 150 597 37 00 10	OP TRF / 411, EQUIP RESERVE	20,000	0	20,000	20,000	20,000
	TOTAL OPERATING TRANSFERS OUT	**20,000**	**0**	**20,000**	**20,000**	**20,000**
	TOTAL OTHER FINANCING USES	**20,000**	**0**	**20,000**	**20,000**	**20,000**
	TOTAL APPROPRIATED CITY USE	**1,136,320**	**1,090,275**	**1,179,710**	**1,140,484**	**1,235,565**

CITY OF CLARKSTON
2017 FINAL BUDGET - EXPENDITURES
SANITATION O M FUND
JANUARY 1, 2017

LINE ITEM	DESCRIPTION	2015 BUDGET	2015 ACTUAL	2016 BUDGET	2016 ACTUAL	2017 BUDGET
410 999 150 508 10 00 00	RESERVED ENDING BALANCE	0	0	0	0	0
410 999 150 508 80 00 00	UNRESERVED ENDING BALANCE	4,040	59,243	34,933	97,707	44,442
TOTAL ESTIMATED ENDING CASH BALANCE		**4,040**	**59,243**	**34,933**	**97,707**	**44,442**
NON EXPENDITURES						
410 999 150 581 20 00 10	INTERFUND LOAN PAYMENT	0	0	0	0	0
410 999 150 586 00 00 00	DUE TO DOR - REFUSE TAX	34,000	37,541	34,000	40,639	40,000
TOTAL NON EXPENDITURES		**34,000**	**37,541**	**34,000**	**40,639**	**40,000**
GRAND TOTAL SANITATION O & M FUND		**1,174,360**	**1,187,059**	**1,248,643**	**1,278,830**	**1,320,007**

CITY OF CLARKSTON
2017 FINAL BUDGET - EXPENDITURES
SANITATION EQUIPMENT RESERVE
JANUARY 1, 2017

LINE ITEM	DESCRIPTION	2015 BUDGET	2015 ACTUAL	2016 BUDGET	2016 ACTUAL	2017 BUDGET
SANITATION EQUIPMENT RESERVE FUND						
OTHER FINANCING USES						
OPERATING TRANSFERS OUT						
411 000 151 597 00 00 00	OPERATING TRANSFER OUT	0	0	0	0	0
TOTAL OPERATING TRANSFERS OUT		**0**	**0**	**0**	**0**	**0**
TOTAL OTHER FINANCING USES		**0**	**0**	**0**	**0**	**0**
TOTAL APPROPRIATED CITY USE		**0**	**0**	**0**	**0**	**0**
411 999 151 508 10 00 00	RESERVED ENDING BALANCE	0	0	0	0	0
411 999 151 508 80 00 00	UNRESERVED ENDING BALANC	21,650	1,366	21,416	21,375	41,425
TOTAL ESTIMATED ENDING CASH BALANCE		**21,650**	**1,366**	**21,416**	**21,375**	**41,425**
GRAND TOTAL SANITATION EQUIPMENT RESERVE		**21,650**	**1,366**	**21,416**	**21,375**	**41,425**

CITY OF CLARKSTON
2017 FINAL BUDGET - EXPENDITURES
AGENCY FUND - TRUST ACCOUNT
JANUARY 1, 2017

LINE ITEM	DESCRIPTION	2015 BUDGET	2015 FINAL	2016 BUDGET	2016 ACTUAL	2017 BUDGET
AGENCY FUND - TRUST ACCOUNT						
635 999 260 508 80 00 00	EST ENDING CASH BALANCE	0	0	0	0	(4,497)
TOTAL ESTIMATED ENDING CASH BALANCE		**0**	**(6,615)**	**0**	**(4,497)**	**(4,497)**
NON EXPENDITURES						
AGENCY DISBURSEMENTS						
635 999 260 586 01 00 00	DUE TO ST , BLDG PERMIT SURCHC	0	0	0	198	0
635 999 260 586 12 00 00	LAB - BLOOD/BREATH	0	0	0	0	0
635 999 260 586 82 00 00	VEHICLE FRAUD	0	0	0	49	
635 999 260 586 83 00 00	TRAUMA CARE	0	0	0	857	0
635 999 260 586 83 01 00	AUTO THEFT PREVENTION	0	0	0	1,677	0
635 999 260 586 83 02 00	TRAUMATIC BRAIN INJURY	0	0	0	285	0
635 999 260 586 88 00 00	DUE TO STATE, PSEA 3	0	0	0	506	0
635 999 260 586 89 01 00	HIWAY SAFETY ACCOUNT	0	0	0	104	0
635 999 260 586 89 05 00	DEATH INVESTIGATIONS	0	0	0	85	0
635 999 260 586 89 09 00	HIWAY PATROL ACCOUNT	0	0	0	481	0
635 999 260 586 89 12 00	ACCESSIBLE COMMUNITIES	0	0	0	100	0
635 999 260 586 89 13 00	MULTIMODAL TRANSPORTATON	0	0	0	100	0
635 999 260 586 91 00 00	PUBLIC SAFETY & EDUCATION	0	0	0	18,438	0
635 999 260 586 92 00 00	PUBLIC SAFETY & ED ASSESSMNT	0	0	0	10,098	0
635 999 260 586 97 00 00	JUDICIAL INFORMATION SYSTEMS	0	0	0	3,721	0
635 999 260 586 99 00 00	SCHOOL SAFETY ZONE	0	0	0	226	0
TOTAL AGENCY DISBURSEMENTS		**0**	**0**	**0**	**36,925**	**0**
OTHER NON EXPENDITURES						
635 999 260 589 14 00 00	DUE TO ASOTIN CO, CRIME VICTIM	0	0	0	1,126	0
635 999 260 589 15 00 00	LAW LIBRARY	0	0	0	22	
635 999 260 589 51 00 00	TEMP CHANGE FUND	0	0	0	0	0
TOTAL OTHER NON EXPENDITURES		**0**	**0**	**0**	**1,148**	**0**

CITY OF CLARKSTON
2017 FINAL BUDGET - EXPENDITURES
AGENCY FUND - TRUST ACCOUNT
JANUARY 1, 2017

LINE ITEM	DESCRIPTION	2015 BUDGET	2015 FINAL	2016 BUDGET	2016 ACTUAL	2017 BUDGET
	TOTAL NON EXPENDITURES	**0**	**0**	**0**	**38,073**	**0**
	GRAND TOTAL - AGENCY FUND	**0**	**(6,615)**	**0**	**33,576**	**(4,497)**
	TOTAL EXPENDITURES, ALL FUNDS	**17,815,469**	**18,382,746**	**16,912,831**	**16,467,164**	**17,470,478**

2017 FINAL BUDGET TOTALS BY FUND

FUND	DESCRIPTION	BEG BAL	REVENUES	EXPENDITURES	END BAL
001	CURRENT EXPENSE	$1,046,399	$3,739,615	$4,158,112	$627,902
004	CE RESERVE	$611,289	$71,000	$0	$682,289
006	EMP BENEFIT RESERVE	$111,282	$50,300	$0	$161,582
007	COMMUNITY ENHANCEMENT	$38,968	$100	$0	$39,068
010	NATIONAL NIGHT OUT	$3,293	$400	$900	$2,793
011	VICTIM'S RIGHTS	$44,406	$3,100	$23,000	$24,506
016	VEHICLE REPLCMENT	$257,985	$148,000	$108,830	$297,155
017	D A R E	$4,778	$0	$0	$4,778
037	CDBG	$7,575	$0	$7,540	$35
102	RESCUE ONE	$7,984	$1,300	$2,500	$6,784
103	STREET FUND	$182,762	$691,540	$789,545	$84,757
104	TRANS BENEFIT DIST	$0	$480,500	$0	$480,500
105	STREET RESERVE	$46,826	$200	$0	$47,026
108	DRUG ENFORCEMENT	$27,004	$2,150	$13,000	$16,154
120	EMS / AMBULANCE	$202,531	$1,178,800	$1,308,305	$73,026
121	EMS CAP RESERVE	$145,019	$400	$110,000	$35,419

2017 FINAL BUDGET TOTALS BY FUND

FUND	DESCRIPTION	BEG BAL	REVENUES	EXPENDITURES	END BAL
130	CONVENTION CENTER	$564,621	$99,500	$88,750	$575,371
306	MUNICIPAL CAP IMPRV	$272,545	$65,800	$0	$338,345
400	SEWER O&M	$766,755	$1,998,000	$2,156,895	$607,860
401	SEWER EQUIP RSRV	$116,933	$20,450	$0	$137,383
402	SEWER LINE RESERVE	$524,271	$22,500	$0	$546,771
403	SEWER CAPITAL REPLC	$102,124	$20,300	$0	$122,424
404	SEWER RESERVE	$123,746	$600	$0	$124,346
405	WWTP CONSTRUCTION	$300,678	$500	$213,000	$88,178
406	SEWER REVENUE BOND	$356,835	$343,000	$338,620	$361,215
407	PWTF LOAN	$10,631	$365,000	$371,650	$3,981
408	SRF LOAN	$86,297	$83,100	$82,810	$86,587
409	STORMWATER	$27,052	$351,200	$341,425	$36,827
410	SANITATION O&M	$97,707	$1,222,300	$1,275,565	$44,442
411	SANITATION EQUIP RSRV	$21,375	$20,050	$0	$41,425
TOTALS		**$6,109,671**	**$10,979,705**	**$11,390,447**	**$5,698,929**

2017 FINAL BUDGET
JANUARY 1, 2017

FUND	DESCRIPTION	BEG BAL	ACTUAL REVENUES	OTHER FINANCING SOURCES	ACTUAL EXPENDITURES	OTHER FINANCING USES	END BAL
001	CURRENT EXPENSE	$ 1,046,399	$ 3,622,200	$ 117,415	$ 3,932,687	$ 225,425	$ 627,902
004	CE RESERVE	$ 611,289	$ 1,000	$ 70,000	$ -	$ -	$ 682,289
006	EMP BENEFIT RESERVE	$ 111,282	$ 300	$ 50,000	$ -	$ -	$ 161,582
007	COMMUNITY PROJECTS	$ 38,968	$ 100	$ -	$ -	$ -	$ 39,068
010	NATIONAL NIGHT OUT	$ 3,293	$ 400	$ -	$ 900	$ -	$ 2,793
011	VICTIM'S RIGHTS	$ 44,406	$ 3,100	$ -	$ 23,000	$ -	$ 24,506
016	VEHICLE REPLCMENT	$ 257,985	$ 148,000	$ -	$ -	$ 108,830	$ 297,155
017	D A R E	$ 4,778	$ -	$ -	$ -	$ -	$ 4,778
037	CDBG	$ 7,575	$ -	$ -	$ -	$ 7,540	$ 35
102	RESCUE ONE	$ 7,984	$ 1,300	$ -	$ 2,500	$ -	$ 6,784
103	STREET FUND	$ 182,762	$ 684,000	$ 7,540	$ 789,545	$ -	$ 84,757
104	TRANS BENEFIT DIST	$ -	$ 480,500	$ -	$ -	$ -	$ 866,099
105	STREET RESERVE	$ 46,826	$ 200	$ -	$ -	$ -	$ 47,026

2017 FINAL BUDGET
JANUARY 1, 2017

FUND	DESCRIPTION	BEG BAL	ACTUAL REVENUES	OTHER FINANCING SOURCES	ACTUAL EXPENDITURES	OTHER FINANCING USES	END BAL
108	DRUG ENFORCEMENT	$ 27,004	$ 2,150	$ -	$ 13,000	$ -	$ 16,154
120	EMS / AMBULANCE	$ 202,531	$ 1,068,800	$ 110,000	$ 1,257,205	$ 51,100	$ 73,026
121	EMS CAP RESERVE	$ 145,019	$ 400	$ -	$ -	$ 110,000	$ 35,419
130	LODGING TAX FUND	$ 564,621	$ 99,500	$ -	$ 88,750	$ -	$ 575,371
306	MUNICIPAL CAP IMPRV	$ 272,545	$ 65,800	$ -	$ -	$ -	$ 338,345
400	SEWER O&M	$ 766,755	$ 1,998,000	$ -	$ 1,308,495	$ 848,400	$ 607,860
401	SEWER EQUIP RSRV	$ 116,933	$ 450	$ 20,000	$ -	$ -	$ 137,383
402	SEWER LINE RESERVE	$ 524,271	$ 2,500	$ 20,000	$ -	$ -	$ 546,771
403	SEWER CAPITAL REPLC	$ 102,124	$ 300	$ 20,000	$ -	$ -	$ 122,424
404	SEWER RESERVE	$ 123,746	$ 600	$ -	$ -	$ -	$ 124,346
405	WWTP CONSTRUCTION	$ 300,678	$ 500	$ -	$ 213,000	$ -	$ 88,178
406	SEWER REVENUE BONI	$ 356,835	$ 3,000	$ 340,000	$ 338,620	$ -	$ 361,215

2017 FINAL BUDGET
JANUARY 1, 2017

FUND	DESCRIPTION	BEG BAL	ACTUAL REVENUES	OTHER FINANCING SOURCES	ACTUAL EXPENDITURES	OTHER FINANCING USES	END BAL
407	PWTF LOAN	$ 10,631	$ -	$ 365,000	$ 21,900	$ 349,750	$ 3,981
408	SRF LOAN	$ 86,297	$ 400	$ 82,700	$ 16,600	$ 66,210	$ 86,587
409	STORMWATER O & M	$ 27,052	$ 291,200	$ 60,000	$ 341,425	$ -	$ 36,827
410	SANITATION O&M	$ 97,707	$ 1,181,300	$ 41,000	$ 1,215,565	$ 60,000	$ 44,442
411	SAN. EQUIP RSRV	$ 21,375	$ 50	$ 20,000	$ -	$ -	$ 41,425
TOTALS		**$ 6,109,671**	**$ 9,656,050**	**$ 1,323,655**	**$ 9,563,192**	**$ 1,827,255**	**$ 6,084,528**

GLOSSARY

ACCOUNTING SYSTEM: the total set of records and procedures which are used to record, classify and report information on the financial status and operation of an entity.

AD VALOREM TAXES: A tax levied on the assessed value of real property.

AGENCY FUND: A fund used to account for assets held by a government as an agent for individuals, private organizations, other governments and/or other funds.

ALLOCATION: to set aside or designate funds for specific purposes. An allocation does not authorize the expenditure of funds.

ANNUAL DEBT SERVICE: The amount required to be paid in any calendar year for (1) interest on all parity bonds then outstanding; (2) principal of all parity bonds then outstanding, but excluding any outstanding term bonds, and (3) payments into any sinking fund account for the amortization of outstanding parity bonds divided by the number of calendar years to the last maturity or mandatory redemption date thereof.

APPROPRIATION: An authorization made by the City Council, which permits officials to incur obligations against and to make expenditures of governmental resources. Appropriations are usually made for fixed amounts and are typically granted for a one-year period.

APPROPRIATIONS ORDINANCE: The official enactment by the City Council establishing the legal authority for City officials to obligate and expend resources.

ASSESSED VALUATION: The estimated value placed upon real and personal property by the Asotin County Assessor as the basis for levying property taxes.

ASSETS: Property owned by a government that has monetary value.

AUDIT: A systematic examination of resource utilization concluding in a written report. It is a test of management's internal accounting controls and is intended to:

- Ascertain whether financial statements fairly present financial position and result of operations;
- Test whether transactions have been legally performed;
- Identify areas for possible improvements in accounting practices and procedures;
- Ascertain whether transactions have been recorded accurately and consistently; and
- Ascertain the stewardship of officials responsible for governmental resources.

AUDITOR'S REPORT: In the context of a financial audit, a statement by the auditor describing the scope of the audit and the auditing standards applied in the examination, and setting forth the auditor's opinion on the fairness of presentation of the financial information in conformity with generally accepted accounting practices (GAAP) or some other comprehensive basis system of accounting.

BARS: The State of Washington prescribed Budgeting, Accounting, Reporting System Manual required for all governmental entities in the state of Washington.

BASE BUDGET: Ongoing expense for personnel, contractual services, and the replacement of supplies and equipment required to maintain service levels previously authorized by the City Council.

BASIS OF ACCOUNTING: A term used to refer to when revenues, expenditures, expenses and transfers are recognized in the accounts and reported in the financial statements. Specifically, it relates to the timing of the measurements made, regardless of the nature of the measurement, on either the cash or accrual method.

BOND (Debt Instrument): A written promise to pay (debt) a specified sum of money (called principal or face value) at a specified future date (maturity date) along with periodic interest paid at a specified percentage of the principal (interest rate). Bonds are typically used for long-term debt to pay for specific capital expenditures.

BUDGET (Operating): A plan of financial operation embodying an estimate of proposed expenditures for a given period and proposed means of financing them (revenue estimates). The term is also sometimes used to denote the officially approved expenditure ceilings under which the City and its departments operate.

BUDGET CALENDAR: The schedule of key dates or milestones that the City follows in the preparation and adoption of the budget.

BUDGET DOCUMENT: The official written statement prepared by the Finance Department and supporting staff for the mayor that presents the proposed budget to the City Council.

CAPITAL ASSETS: Assets of significant value and having a useful life of several years. Capital assets are also called fixed assets.

CAPITAL BUDGET: A plan of proposed capital expenditures and the means of financing them. The capital budget may be enacted as part of the complete annual budget including both operating and capital outlays. The capital budget is based on the Capital Improvement Plan (CIP).

CAPITAL IMPROVEMENT PLAN: A plan of proposed capital expenditures to be incurred each year over a period six future years setting for the each capital project, identifying the expected beginning and ending date for each project, the amount to be expended in each year and the method of financing those expenditures.

CAPITAL OUTLAY: Expenditures that result in the acquisition of or additions to fixed assets. Examples include land, buildings, machinery and equipment, and construction projects.

CAPITAL PROJECTS: Projects that purchase or construct capital assets. Typically, a capital project encompasses a purchase of land or construction of a building or facility, with a life expectancy of more than 10 years.

CASH BASIS: the method of accounting under which revenues are recorded when received in cash and expenditures are recorded when paid.

CDBG: Community Development Block Grant – grant funds administered through Department of Community Trade and Economic Development (CTED) of the State of Washington.

COLA: Cost of Living Allowance.

CONTINGENCY: a budgetary reserve set aside for emergencies or unforeseen expenditures not otherwise budgeted for.

COUNCILMANIC BONDS: Councilmanic bonds refer to bonds issued with the approval of Council, as opposed to voted bonds, which must be approved by vote of the public. Councilmanic bonds must not exceed 1.5% of the assessed valuation, and voted bonds 2.5%.

CPI: Consumer Price Index is a measure of the change in prices over time for a fixed market basket of goods and services.

DEBT: an obligation resulting from the borrowing of money or from the purchase of goods and services. Debts of governments include bonds, time warrants and notes.

DEBT LIMITS: The maximum amount of gross or net debt that is legally permitted.

DEBT SERVICE: Payment of interest and repayment of principal to holders of the City's debt instruments.

DEBT SERVICE FUND: A fund established to account for the accumulation of resources for, and the payment of, general long-term debt principal and interest.

DEFICIT: The excess of expenditures or expenses over revenues during a single accounting period.

DELINQUENT TAXES: Taxes remaining unpaid on and after the date to which a penalty for nonpayment is attached.

ENDING FUND BALANCE: the cash balance remaining at the end of the fiscal year available for appropriation in future years.

ENTERPRISE FUND: Separate financial accounting used for government operations that are financed and operate in a manner similar to business enterprises, and for which preparation of an income statement is desirable.

EXPENDITURES: Expenditures are recognized when the cash payments for the goods or services are made.

FISCAL YEAR: A twelve-month period designated as the operating year by an entity. For Clarkston, the fiscal year is the same as the calendar year.

FIXED ASSETS: Long-lived tangible assets obtained or controlled as a result of past transactions, events or circumstances. Fixed assets include buildings, equipment, improvements other than buildings, and land.

FULL FAITH & CREDIT: A pledge of the general taxing power of a government to repay debt obligations (typically used in reference to bonds).

FTE: Full-time equivalent (40 hour per week) employee.

FUND: An independent fiscal and accounting entity with a self-balancing set of accounts recording cash and/or other resources together with all related liabilities, obligations, reserves, and equities which are segregated for the purpose of carrying on specific activities or attaining certain objectives.

GAAP: Generally Accepted Accounting Principals are standards used for accounting and reporting used for both private industry and governments.

GASB: Government Accounting Standards Board, established in 1985, to regulate the rules and standards for all governmental units.

GENERAL FIXED ASSETS: Capital assets that are not part of any fund, but of the government unit as a whole. Most often these assets arise from the expenditure of the financial of governmental funds.

GENERAL FUND: The fund supported by taxes, fees and other revenues that may be used for any lawful purpose. The general fund includes public safety, finance, legislative and parks.

GENERAL OBLIGATION BONDS: bonds for which the full faith and credit of the insuring government are pledged for payment.

GOALS: The objective of specific tasks and endeavors.

GRANT: A contribution of assets (usually cash) by one governmental unit or other organization to another. Typically, these contributions are made to local governments from the State and Federal governments. Grants are usually made for a specific purpose.

INFRASTRUCTURE: the underlying foundation, especially the basic installations and facilities, on which the continuance and growth of a jurisdiction depends, i.e., streets, roads, sewer and water systems.

INTERFUND PAYMENTS: Expenditures made to other funds for services rendered. This category includes interfund repairs and maintenance.

INTERGOVERNMENTAL SERVICES: Intergovernmental purchases of those specialized services typically performed by local governments.

INTERNAL CONTROL: A plan of organization for purchasing, accounting, and other financial activities, which, among other things, provides that:

- The duties of employees are

subdivided so that no single employee handles financial action from beginning to end;

- Proper authorization from specific responsible officials are obtained before key steps in the processing of a transaction are completed;
- Records and procedures are arranged appropriately to facilitate effective control.

INVESTMENT: securities and real estate purchased and held for the production of income in the form of interest, dividends, rentals and base payments.

LEASING: A financial technique whereby ownership of the project or equipment remains with the financing entity, and where title may or may not transfer to the City at the end of the lease.

LEOFF: Law Enforcement Officers and Firefighters Retirement System provided in the State of Washington.

LEVY: (1) to impose taxes, special assessments or service charges for the support of government activities. (2) the total amount of taxes, special assessments or service charges imposed by government.

LEVY LID: a statutory restriction on the annual increase in the amount of property tax a given public jurisdiction can assess on regular or excess levies.

LIABILITY: Debt or other legal obligations arising out of transactions in the past, which must be liquidated, renewed or refunded at some later date.

LID: Local Improvement District or Special Assessments made against certain properties to defray part or all of the cost of a specific improvement or service deemed to primarily benefit those properties.

MATURITIES: The dates on which the principal or stated values of investments or debt obligations mature and may be reclaimed.

MILL: The property tax rate, which is based on the valuation of property. A tax rate of one mill produces one dollar of taxes on each $1,000 of property valuation.

NET REVENUE: the revenue of the system less the cost of maintenance and operations of the system.

NOTES TO THE FINANCIAL STATEMENTS: Disclosures required for a fair presentation of the financial statements of government in conformity with GAAP and not included on the face of the financial statements themselves. The notes to the financial statements are an integral part.

OPERATING FUNDS: Resources derived from recurring revenue sources used to finance ongoing operating expenditures and pay-as-you-go capital projects.

OPERATING TRANSFER: Routine and/or recurring transfers of assets between funds.

ORDINANCE: A statute or regulation enacted City Council.

OTHER SERVICES AND CHARGES: A basic classification for services, other than personnel services, which are needed by the City. This item includes professional services, communication, travel, advertising, rentals and leases, insurance, public utility services, repairs and maintenance, and miscellaneous.

PERS: Public Employees Retirement System provided for employees other than Police and Fire, by the State of Washington.

PERSONNEL BENEFITS: Those benefits paid by the City as part of the conditions of employment. Examples include insurance and retirement benefits.

PROCLAMATION: An official act by the Mayor made through a public forum.

PROGRAM: A specific and distinguishable unit of work or service performed.

PROGRAM ENHANCEMENT: Programs, activities or personnel requested to improve or add to the current baseline services.

PROGRAM REVENUE:

these are revenues that are produced as a result of an activity of a program and are subject to quantity of services provided to the public or governmental units (i.e. permits, charges for fire services), or revenues dedicated to a specific use (i.e. grants, taxes or debt funds).

PROPRIETARY FUND TYPES: Sometimes referred to as income determination or commercial-type funds, the classification used to account for a government's ongoing organizations and activities that are similar to those often found in the private sector. Sewer and Sanitation are such funds.

PWTF: Public Works Trust Fund, a low interest revolving loan fund that helps local governments finance critical public works needs. To be eligible for trust fund financing, the applicant must be a local government entity with a long-term plan for financing public works needs. The City must be imposing the optional one-quarter percent real estate excise tax for capital purposes. Eligible projects include streets, storm sewers, and sanitary sewers. Loans will only be made for the purpose of repair, replacement, reconstruction or improvement of existing eligible public works systems to meet current standards and to adequately serve the needs of the existing populations. New capital improvement projects are not eligible.

RCW: Revised Code of Washington. Laws of the State of Washington enacted by the State Legislature.

REET: Real Estate Excise Tax. A tax upon the sale of real property from one person or company to another.

RESERVE: An account used to indicate that a portion of fund equity is legally restricted for a specific purpose.

RESOLUTION: A formal statement of a decision or expression of an opinion of the City Council.

RESOURCES: Total dollars available for appropriations including estimated revenues, fund transfers, and beginning fund balances.

REVENUE: Income received by the City in support of a program of services to the community. It includes such items as property taxes, fees, user charges, grants, fines, interest income and miscellaneous revenue.

REVENUE BONDS: Bond issued pledging future revenues, usually water, sewer or drainage charges, to cover debt payments in addition to operating costs.

REVENUE ESTIMATE: A formal estimate of how much revenue will be earned from a specific revenue source for some future period, typically a future fiscal year.

SRF: State Revolving Fund – A loan program administered through the Department of Ecology for wastewater treatment plant upgrades and improvements.

SALARIES AND WAGES: Amounts paid for personal services rendered by employees in accordance with rates, hours, terms and conditions authorized by law or stated in employment contracts. This category also includes overtime and temporary help.

SPECIAL REVENUE FUND: A fund used to account for the proceeds of specific revenue sources that are legally restricted to expenditure or specified purposes.

SUPPLEMENTAL APPROPRIATION: An appropriation approved by the Council after the initial budget appropriation.

SUPPLIES: a basic classification of expenditures for articles and commodities purchased for consumption or resale. Examples include office and operating supplies, fuel, power, water, gas, inventory or resale items and small tools and equipment.

TAX: Charge levied by a governmental entity to finance services performed for the common benefit.

TAX RATE LIMIT: The maximum legal rate at which a municipality may levy a tax. The limit may apply to taxes raised for a particular purpose or for general purposes.

TRANSPORTATION IMPROVEMENT ACCOUNT: (TIA) Provides funding for transportation projects through two programs: The urban programs and the small cities programs. Urban projects must be attributable to congestion caused by economic development or growth. They must be consistent with state, regional and local selection processes. The TIB requires multi-agency planning and coordination and public/private cooperation to further the goal of achieving a balanced transportation system in Washington State.

TRANSPORTATION IMPROVEMENT BOARD (TIB): The purpose of the TIB is to administer funding for local governments for transportation projects. This is accomplished through the Transportation Improvement account Program and the Urban Arterial Trust Account Program (UATA). Revenues are from the state fuel tax, local matching funds and private sector contributions.

TRUST FUND: funds used to account for assets held by a government in a trustee capacity for individuals, private organizations, and/or other funds.

UTILITY LOCAL IMPROVEMENT DISTRICTS (ULID): Created only for improvement to sewer, water, and other utilities, and differs from a LID in that all assessment revenues must be pledged for payment of dept service of bonds issued to finance the improvements.

WAC: Washington Administrative Code.